



ANNUAL STATEMENT
For the Year Ended December 31, 2019
OF THE CONDITION AND AFFAIRS OF THE
TRIAD GUARANTY ASSURANCE CORPORATION, IN REHABILITATION

NAIC Group Code 00421, NAIC Company Code 10217, Employer's ID Number 56-1905825
Organized under the Laws of Illinois, State of Domicile or Port of Entry Illinois
Country of Domicile United States
Incorporated/Organized 12/23/1994, Commenced Business 02/15/1995
Statutory Home Office 222 Merchandise Mart Plaza, Chicago, IL, US 60654
Main Administrative Office 101 South Stratford Road, Winston-Salem, NC, US 27104, 336-723-1282
Mail Address Post Office Box 2300, Winston-Salem, NC, US 27102
Primary Location of Books and Records 101 South Stratford Road, Winston-Salem, NC, US 27104, 336-723-1282-1155
Internet Web Site Address www.triadguaranty.com
Statutory Statement Contact Randall Keith Shields, 336-723-1282-1155
rshields@tgic.com, 336-761-5174

OFFICERS

Table with 4 columns: Name, Title, Name, Title. Two rows of blank lines for entry.

OTHER OFFICERS

Table with 4 columns: Name, Title, Name, Title. One row of blank lines for entry.

DIRECTORS OR TRUSTEES

Table with 4 columns: Name, Title, Name, Title. One row of blank lines for entry.

State of

ss

County of

The officers of this reporting entity, being duly sworn, each depose and say that they are the described officers of said reporting entity, and that on the reporting period stated above, all of the herein described assets were the absolute property of the said reporting entity, free and clear from any liens or claims thereon, except as herein stated, and that this statement, together with related exhibits, schedules and explanations therein contained, annexed or referred to, is a full and true statement of all the assets and liabilities and of the condition and affairs of the said reporting entity as of the reporting period stated above, and of its income and deductions therefrom for the period ended, and have been completed in accordance with the NAIC Annual Statement Instructions and Accounting Practices and Procedures manual except to the extent that: (1) state law may differ; or, (2) that state rules or regulations require differences in reporting not related to accounting practices and procedures, according to the best of their information, knowledge and belief, respectively. Furthermore, the scope of this attestation by the described officers also includes the related corresponding electronic filing with the NAIC, when required, that is an exact copy (except for formatting differences due to electronic filing) of the enclosed statement. The electronic filing may be requested by various regulators in lieu of or in addition to the enclosed statement.

Subscribed and sworn to before me this ___ day of _____, _____

- a. Is this an original filing? Yes [X] No []
b. If no:
1. State the amendment number
2. Date filed
3. Number of pages attached

ANNUAL STATEMENT FOR THE YEAR 2019 OF THE TRIAD GUARANTY ASSURANCE CORPORATION, IN REHABILITATION

ASSETS

	Current Year			Prior Year
	1 Assets	2 Nonadmitted Assets	3 Net Admitted Assets (Cols. 1 - 2)	4 Net Admitted Assets
1. Bonds (Schedule D).....	11,442,230		11,442,230	11,088,586
2. Stocks (Schedule D):				
2.1 Preferred stocks				
2.2 Common stocks				
3. Mortgage loans on real estate (Schedule B):				
3.1 First liens				
3.2 Other than first liens				
4. Real estate (Schedule A):				
4.1 Properties occupied by the company (less \$ encumbrances).....				
4.2 Properties held for the production of income (less \$ encumbrances)				
4.3 Properties held for sale (less \$ encumbrances)				
5. Cash (\$18,195 , Schedule E-Part 1), cash equivalents (\$216,682 , Schedule E-Part 2) and short-term investments (\$, Schedule DA).....	234,876		234,876	691,114
6. Contract loans (including \$ premium notes).....				
7. Derivatives (Schedule DB).....				
8. Other invested assets (Schedule BA)				
9. Receivables for securities				
10. Securities lending reinvested collateral assets (Schedule DL).....				
11. Aggregate write-ins for invested assets				
12. Subtotals, cash and invested assets (Lines 1 to 11)	11,677,106		11,677,106	11,779,700
13. Title plants less \$ charged off (for Title insurers only).....				
14. Investment income due and accrued	88,655		88,655	88,589
15. Premiums and considerations:				
15.1 Uncollected premiums and agents' balances in the course of collection	9,578		9,578	(6,296)
15.2 Deferred premiums, agents' balances and installments booked but deferred and not yet due (including \$ earned but unbilled premiums).....				
15.3 Accrued retrospective premiums (\$) and contracts subject to redetermination (\$)				
16. Reinsurance:				
16.1 Amounts recoverable from reinsurers				
16.2 Funds held by or deposited with reinsured companies				
16.3 Other amounts receivable under reinsurance contracts				
17. Amounts receivable relating to uninsured plans				
18.1 Current federal and foreign income tax recoverable and interest thereon				
18.2 Net deferred tax asset.....				
19. Guaranty funds receivable or on deposit				
20. Electronic data processing equipment and software.....				
21. Furniture and equipment, including health care delivery assets (\$)				
22. Net adjustment in assets and liabilities due to foreign exchange rates				
23. Receivables from parent, subsidiaries and affiliates				
24. Health care (\$) and other amounts receivable.....				
25. Aggregate write-ins for other-than-invested assets				
26. Total assets excluding Separate Accounts, Segregated Accounts and Protected Cell Accounts (Lines 12 to 25).....	11,775,339		11,775,339	11,861,993
27. From Separate Accounts, Segregated Accounts and Protected Cell Accounts.....				
28. Total (Lines 26 and 27)	11,775,339		11,775,339	11,861,993
DETAILS OF WRITE-INS				
1101.				
1102.				
1103.				
1198. Summary of remaining write-ins for Line 11 from overflow page				
1199. Totals (Lines 1101 through 1103 plus 1198) (Line 11 above)				
2501.				
2502.				
2503.				
2598. Summary of remaining write-ins for Line 25 from overflow page				
2599. Totals (Lines 2501 through 2503 plus 2598) (Line 25 above)				

**ANNUAL STATEMENT FOR THE YEAR 2019 OF THE TRIAD GUARANTY ASSURANCE CORPORATION, IN
REHABILITATION**

LIABILITIES, SURPLUS AND OTHER FUNDS

	1 Current Year	2 Prior Year
1. Losses (Part 2A, Line 35, Column 8)	755,201	1,179,252
2. Reinsurance payable on paid losses and loss adjustment expenses (Schedule F, Part 1, Column 6)	(482)	72,544
3. Loss adjustment expenses (Part 2A, Line 35, Column 9)		
4. Commissions payable, contingent commissions and other similar charges	2,873	(1,889)
5. Other expenses (excluding taxes, licenses and fees)		
6. Taxes, licenses and fees (excluding federal and foreign income taxes)		
7.1 Current federal and foreign income taxes (including \$ on realized capital gains (losses))	32,446	32,446
7.2 Net deferred tax liability		
8. Borrowed money \$ and interest thereon \$		
9. Unearned premiums (Part 1A, Line 38, Column 5) (after deducting unearned premiums for ceded reinsurance of \$ and including warranty reserves of \$ and accrued accident and health experience rating refunds including \$ for medical loss ratio rebate per the Public Health Service Act)	2,016	2,077
10. Advance premium		
11. Dividends declared and unpaid:		
11.1 Stockholders		
11.2 Policyholders		
12. Ceded reinsurance premiums payable (net of ceding commissions)		
13. Funds held by company under reinsurance treaties (Schedule F, Part 3, Column 20)		
14. Amounts withheld or retained by company for account of others		
15. Remittances and items not allocated		
16. Provision for reinsurance (including \$ certified) (Schedule F, Part 3, Column 78)		
17. Net adjustments in assets and liabilities due to foreign exchange rates		
18. Drafts outstanding		
19. Payable to parent, subsidiaries and affiliates		
20. Derivatives		
21. Payable for securities		
22. Payable for securities lending		
23. Liability for amounts held under uninsured plans		
24. Capital notes \$ and interest thereon \$		
25. Aggregate write-ins for liabilities		
26. Total liabilities excluding protected cell liabilities (Lines 1 through 25)	792,054	1,284,430
27. Protected cell liabilities		
28. Total liabilities (Lines 26 and 27)	792,054	1,284,430
29. Aggregate write-ins for special surplus funds		
30. Common capital stock	2,500,000	2,500,000
31. Preferred capital stock		
32. Aggregate write-ins for other-than-special surplus funds		
33. Surplus notes		
34. Gross paid in and contributed surplus	2,535,982	2,535,982
35. Unassigned funds (surplus)	5,947,303	5,541,581
36. Less treasury stock, at cost:		
36.1 shares common (value included in Line 30 \$)		
36.2 shares preferred (value included in Line 31 \$)		
37. Surplus as regards policyholders (Lines 29 to 35, less 36) (Page 4, Line 39)	10,983,285	10,577,563
38. Totals (Page 2, Line 28, Col. 3)	11,775,339	11,861,993
DETAILS OF WRITE-INS		
2501.		
2502.		
2503.		
2598. Summary of remaining write-ins for Line 25 from overflow page		
2599. Totals (Lines 2501 through 2503 plus 2598) (Line 25 above)		
2901.		
2902.		
2903.		
2998. Summary of remaining write-ins for Line 29 from overflow page		
2999. Totals (Lines 2901 through 2903 plus 2998) (Line 29 above)		
3201.		
3202.		
3203.		
3298. Summary of remaining write-ins for Line 32 from overflow page		
3299. Totals (Lines 3201 through 3203 plus 3298) (Line 32 above)		

ANNUAL STATEMENT FOR THE YEAR 2019 OF THE TRIAD GUARANTY ASSURANCE CORPORATION, IN REHABILITATION

STATEMENT OF INCOME

	1 Current Year	2 Prior Year
UNDERWRITING INCOME		
1. Premiums earned (Part 1, Line 35, Column 4)	76,093	148,581
DEDUCTIONS:		
2. Losses incurred (Part 2, Line 35, Column 7)	(50,474)	(25,703)
3. Loss adjustment expenses incurred (Part 3, Line 25, Column 1)		
4. Other underwriting expenses incurred (Part 3, Line 25, Column 2)	45,680	71,234
5. Aggregate write-ins for underwriting deductions		
6. Total underwriting deductions (Lines 2 through 5)	(4,794)	45,531
7. Net income of protected cells		
8. Net underwriting gain (loss) (Line 1 minus Line 6 plus Line 7)	80,887	103,050
INVESTMENT INCOME		
9. Net investment income earned (Exhibit of Net Investment Income, Line 17)	306,304	273,739
10. Net realized capital gains (losses) less capital gains tax of \$	18,530	(17,292)
11. Net investment gain (loss) (Lines 9 + 10)	324,834	256,447
OTHER INCOME		
12. Net gain (loss) from agents' or premium balances charged off (amount recovered \$		
13. Finance and service charges not included in premiums		
14. Aggregate write-ins for miscellaneous income		
15. Total other income (Lines 12 through 14)		
16. Net income before dividends to policyholders, after capital gains tax and before all other federal and foreign income taxes (Lines 8 + 11 + 15)	405,721	359,497
17. Dividends to policyholders		
18. Net income, after dividends to policyholders, after capital gains tax and before all other federal and foreign income taxes (Line 16 minus Line 17)	405,721	359,497
19. Federal and foreign income taxes incurred		
20. Net income (Line 18 minus Line 19) (to Line 22)	405,721	359,497
CAPITAL AND SURPLUS ACCOUNT		
21. Surplus as regards policyholders, December 31 prior year (Page 4, Line 39, Column 2)	10,577,564	10,218,067
22. Net income (from Line 20)	405,721	359,497
23. Net transfers (to) from Protected Cell accounts		
24. Change in net unrealized capital gains or (losses) less capital gains tax of \$		
25. Change in net unrealized foreign exchange capital gain (loss)		
26. Change in net deferred income tax		
27. Change in nonadmitted assets (Exhibit of Nonadmitted Assets, Line 28, Col. 3)		
28. Change in provision for reinsurance (Page 3, Line 16, Column 2 minus Column 1)		
29. Change in surplus notes		
30. Surplus (contributed to) withdrawn from protected cells		
31. Cumulative effect of changes in accounting principles		
32. Capital changes:		
32.1 Paid in		
32.2 Transferred from surplus (Stock Dividend)		
32.3 Transferred to surplus		
33. Surplus adjustments:		
33.1 Paid in		
33.2 Transferred to capital (Stock Dividend)		
33.3 Transferred from capital		
34. Net remittances from or (to) Home Office		
35. Dividends to stockholders		
36. Change in treasury stock (Page 3, Lines 36.1 and 36.2, Column 2 minus Column 1)		
37. Aggregate write-ins for gains and losses in surplus		
38. Change in surplus as regards policyholders for the year (Lines 22 through 37)	405,721	359,497
39. Surplus as regards policyholders, December 31 current year (Line 21 plus Line 38) (Page 3, Line 37)	10,983,285	10,577,564
DETAILS OF WRITE-INS		
0501.		
0502.		
0503.		
0598. Summary of remaining write-ins for Line 5 from overflow page		
0599. Totals (Lines 0501 through 0503 plus 0598) (Line 5 above)		
1401.		
1402.		
1403.		
1498. Summary of remaining write-ins for Line 14 from overflow page		
1499. Totals (Lines 1401 through 1403 plus 1498) (Line 14 above)		
3701. Increase in contingency reserve.....		
3702. Decrease in contingency reserve.....		
3703.		
3798. Summary of remaining write-ins for Line 37 from overflow page		
3799. Totals (Lines 3701 through 3703 plus 3798) (Line 37 above)		

**ANNUAL STATEMENT FOR THE YEAR 2019 OF THE TRIAD GUARANTY ASSURANCE CORPORATION, IN
REHABILITATION**

CASH FLOW

	1 Current Year	2 Prior Year
Cash from Operations		
1. Premiums collected net of reinsurance	60,158	185,809
2. Net investment income	324,319	334,255
3. Miscellaneous income		
4. Total (Lines 1 through 3)	384,477	520,064
5. Benefit and loss related payments	446,603	625,929
6. Net transfers to Separate Accounts, Segregated Accounts and Protected Cell Accounts		
7. Commissions, expenses paid and aggregate write-ins for deductions	40,918	82,728
8. Dividends paid to policyholders		
9. Federal and foreign income taxes paid (recovered) net of \$ tax on capital gains (losses).....		
10. Total (Lines 5 through 9)	487,521	708,657
11. Net cash from operations (Line 4 minus Line 10)	(103,044)	(188,593)
Cash from Investments		
12. Proceeds from investments sold, matured or repaid:		
12.1 Bonds	3,259,675	2,651,742
12.2 Stocks		
12.3 Mortgage loans		
12.4 Real estate		
12.5 Other invested assets		
12.6 Net gains or (losses) on cash, cash equivalents and short-term investments		1
12.7 Miscellaneous proceeds		
12.8 Total investment proceeds (Lines 12.1 to 12.7)	3,259,675	2,651,743
13. Cost of investments acquired (long-term only):		
13.1 Bonds	3,612,870	2,447,752
13.2 Stocks		
13.3 Mortgage loans		
13.4 Real estate		
13.5 Other invested assets		
13.6 Miscellaneous applications		
13.7 Total investments acquired (Lines 13.1 to 13.6)	3,612,870	2,447,752
14. Net increase (decrease) in contract loans and premium notes		
15. Net cash from investments (Line 12.8 minus Line 13.7 minus Line 14)	(353,195)	203,991
Cash from Financing and Miscellaneous Sources		
16. Cash provided (applied):		
16.1 Surplus notes, capital notes		
16.2 Capital and paid in surplus, less treasury stock		
16.3 Borrowed funds		
16.4 Net deposits on deposit-type contracts and other insurance liabilities		
16.5 Dividends to stockholders		
16.6 Other cash provided (applied)		
17. Net cash from financing and miscellaneous sources (Lines 16.1 to 16.4 minus Line 16.5 plus Line 16.6)		
RECONCILIATION OF CASH, CASH EQUIVALENTS AND SHORT-TERM INVESTMENTS		
18. Net change in cash, cash equivalents and short-term investments (Line 11, plus Lines 15 and 17)	(456,239)	15,398
19. Cash, cash equivalents and short-term investments:		
19.1 Beginning of year	691,115	675,717
19.2 End of year (Line 18 plus Line 19.1)	234,876	691,115

**ANNUAL STATEMENT FOR THE YEAR 2019 OF THE TRIAD GUARANTY ASSURANCE CORPORATION, IN
REHABILITATION**

UNDERWRITING AND INVESTMENT EXHIBIT

PART 1 - PREMIUMS EARNED

Line of Business		1	2	3	4
		Net Premiums Written per Column 6, Part 1B	Unearned Premiums Dec. 31 Prior Year - per Col. 3, Last Year's Part 1	Unearned Premiums Dec. 31 Current Year - per Col. 5 Part 1A	Premiums Earned During Year (Cols. 1 + 2 - 3)
1.	Fire				
2.	Allied lines				
3.	Farmowners multiple peril				
4.	Homeowners multiple peril				
5.	Commercial multiple peril				
6.	Mortgage guaranty	76,032	2,077	2,016	76,093
8.	Ocean marine				
9.	Inland marine				
10.	Financial guaranty				
11.1	Medical professional liability-occurrence				
11.2	Medical professional liability-claims-made				
12.	Earthquake				
13.	Group accident and health				
14.	Credit accident and health (group and individual)				
15.	Other accident and health				
16.	Workers' compensation				
17.1	Other liability-occurrence				
17.2	Other liability-claims-made				
17.3	Excess workers' compensation				
18.1	Products liability-occurrence				
18.2	Products liability-claims-made				
19.1,19.2	Private passenger auto liability				
19.3,19.4	Commercial auto liability				
21.	Auto physical damage				
22.	Aircraft (all perils)				
23.	Fidelity				
24.	Surety				
26.	Burglary and theft				
27.	Boiler and machinery				
28.	Credit				
29.	International				
30.	Warranty				
31.	Reinsurance-nonproportional assumed property				
32.	Reinsurance-nonproportional assumed liability				
33.	Reinsurance-nonproportional assumed financial lines				
34.	Aggregate write-ins for other lines of business				
35.	TOTALS	76,032	2,077	2,016	76,093
DETAILS OF WRITE-INS					
3401.				
3402.				
3403.				
3498.	Sum. of remaining write-ins for Line 34 from overflow page				
3499.	Totals (Lines 3401 through 3403 plus 3498) (Line 34 above)				

ANNUAL STATEMENT FOR THE YEAR 2019 OF THE TRIAD GUARANTY ASSURANCE CORPORATION, IN REHABILITATION

UNDERWRITING AND INVESTMENT EXHIBIT

PART 1A - RECAPITULATION OF ALL PREMIUMS

Line of Business	1 Amount Unearned (Running One Year or Less from Date of Policy) (a)	2 Amount Unearned (Running More Than One Year from Date of Policy) (a)	3 Earned but Unbilled Premium	4 Reserve for Rate Credits and Retrospective Adjustments Based on Experience	5 Total Reserve for Unearned Premiums Cols. 1 + 2 + 3 + 4
1. Fire					
2. Allied lines					
3. Farmowners multiple peril					
4. Homeowners multiple peril					
5. Commercial multiple peril					
6. Mortgage guaranty	631	1,385			2,016
8. Ocean marine					
9. Inland marine					
10. Financial guaranty					
11.1 Medical professional liability-occurrence					
11.2 Medical professional liability-claims-made					
12. Earthquake					
13. Group accident and health					
14. Credit accident and health (group and individual)					
15. Other accident and health					
16. Workers' compensation					
17.1 Other liability-occurrence					
17.2 Other liability-claims-made					
17.3 Excess workers' compensation					
18.1 Products liability-occurrence					
18.2 Products liability-claims-made					
19.1,19.2 Private passenger auto liability					
19.3,19.4 Commercial auto liability					
21. Auto physical damage					
22. Aircraft (all perils)					
23. Fidelity					
24. Surety					
26. Burglary and theft					
27. Boiler and machinery					
28. Credit					
29. International					
30. Warranty					
31. Reinsurance-nonproportional assumed property					
32. Reinsurance-nonproportional assumed liability					
33. Reinsurance-nonproportional assumed financial lines					
34. Aggregate write-ins for other lines of business					
35. TOTALS	631	1,385			2,016
36. Accrued retrospective premiums based on experience					
37. Earned but unbilled premiums					
38. Balance (Sum of Lines 35 through 37)					2,016
DETAILS OF WRITE-INS					
3401.					
3402.					
3403.					
3498. Sum. of remaining write-ins for Line 34 from overflow page					
3499. Totals (Lines 3401 through 3403 plus 3498) (Line 34 above)					

(a) State here basis of computation used in each case. 1. Annual Policies - monthly pro rata. Monthly Policies - month coverage is provided. 2. Per Illinois Regulation 203.5.

ANNUAL STATEMENT FOR THE YEAR 2019 OF THE TRIAD GUARANTY ASSURANCE CORPORATION, IN REHABILITATION

UNDERWRITING AND INVESTMENT EXHIBIT

PART 1B - PREMIUMS WRITTEN

Line of Business	1 Direct Business (a)	Reinsurance Assumed		Reinsurance Ceded		6 Net Premiums Written Cols. 1 + 2 + 3 - 4 - 5
		2 From Affiliates	3 From Non-Affiliates	4 To Affiliates	5 To Non-Affiliates	
1. Fire						
2. Allied lines						
3. Farmowners multiple peril						
4. Homeowners multiple peril						
5. Commercial multiple peril						
6. Mortgage guaranty		76,032				76,032
8. Ocean marine						
9. Inland marine						
10. Financial guaranty						
11.1 Medical professional liability-occurrence						
11.2 Medical professional liability-claims-made						
12. Earthquake						
13. Group accident and health						
14. Credit accident and health (group and individual)						
15. Other accident and health						
16. Workers' compensation						
17.1 Other liability-occurrence						
17.2 Other liability-claims-made						
17.3 Excess workers' compensation						
18.1 Products liability-occurrence						
18.2 Products liability-claims-made						
19.1,19.2 Private passenger auto liability						
19.3,19.4 Commercial auto liability						
21. Auto physical damage						
22. Aircraft (all perils)						
23. Fidelity						
24. Surety						
26. Burglary and theft						
27. Boiler and machinery						
28. Credit						
29. International						
30. Warranty						
31. Reinsurance-nonproportional assumed property	XXX					
32. Reinsurance-nonproportional assumed liability	XXX					
33. Reinsurance-nonproportional assumed financial lines	XXX					
34. Aggregate write-ins for other lines of business						
35. TOTALS		76,032				76,032
DETAILS OF WRITE-INS						
3401.						
3402.						
3403.						
3498. Sum. of remaining write-ins for Line 34 from overflow page						
3499. Totals (Lines 3401 through 3403 plus 3498) (Line 34 above)						

(a) Does the company's direct premiums written include premiums recorded on an installment basis? Yes [] No [X]

If yes: 1. The amount of such installment premiums \$

2. Amount at which such installment premiums would have been reported had they been recorded on an annualized basis \$

ANNUAL STATEMENT FOR THE YEAR 2019 OF THE TRIAD GUARANTY ASSURANCE CORPORATION, IN REHABILITATION

UNDERWRITING AND INVESTMENT EXHIBIT

PART 2 - LOSSES PAID AND INCURRED

Line of Business	Losses Paid Less Salvage				5 Net Losses Unpaid Current Year (Part 2A, Col. 8)	6 Net Losses Unpaid Prior Year	7 Losses Incurred Current Year (Cols. 4 + 5 - 6)	8 Percentage of Losses Incurred (Col. 7, Part 2) to Premiums Earned (Col. 4, Part 1)
	1 Direct Business	2 Reinsurance Assumed	3 Reinsurance Recovered	4 Net Payments (Cols. 1 + 2 - 3)				
1. Fire								
2. Allied lines								
3. Farmowners multiple peril								
4. Homeowners multiple peril								
5. Commercial multiple peril								
6. Mortgage guaranty		373,577		373,577	755,201	1,179,252	(50,474)	(66.3)
8. Ocean marine								
9. Inland marine								
10. Financial guaranty								
11.1 Medical professional liability-occurrence								
11.2 Medical professional liability-claims-made								
12. Earthquake								
13. Group accident and health								
14. Credit accident and health (group and individual)								
15. Other accident and health								
16. Workers' compensation								
17.1 Other liability-occurrence								
17.2 Other liability-claims-made								
17.3 Excess workers' compensation								
18.1 Products liability-occurrence								
18.2 Products liability-claims-made								
19.1,19.2 Private passenger auto liability								
19.3,19.4 Commercial auto liability								
21. Auto physical damage								
22. Aircraft (all perils)								
23. Fidelity								
24. Surety								
26. Burglary and theft								
27. Boiler and machinery								
28. Credit								
29. International								
30. Warranty								
31. Reinsurance-nonproportional assumed property	XXX							
32. Reinsurance-nonproportional assumed liability	XXX							
33. Reinsurance-nonproportional assumed financial lines	XXX							
34. Aggregate write-ins for other lines of business								
35. TOTALS		373,577		373,577	755,201	1,179,252	(50,474)	(66.3)
DETAILS OF WRITE-INS								
3401.								
3402.								
3403.								
3498. Sum. of remaining write-ins for Line 34 from overflow page								
3499. Totals (Lines 3401 through 3403 + 3498) (Line 34 above)								

ANNUAL STATEMENT FOR THE YEAR 2019 OF THE TRIAD GUARANTY ASSURANCE CORPORATION, IN REHABILITATION

UNDERWRITING AND INVESTMENT EXHIBIT
PART 2A - UNPAID LOSSES AND LOSS ADJUSTMENT EXPENSES

Line of Business	Reported Losses				Incurred But Not Reported			8 Net Losses Unpaid (Cols. 4 + 5 + 6 - 7)	9 Net Unpaid Loss Adjustment Expenses
	1 Direct	2 Reinsurance Assumed	3 Deduct Reinsurance Recoverable	4 Net Losses Excl. Incurred But Not Reported (Cols. 1 + 2 - 3)	5 Direct	6 Reinsurance Assumed	7 Reinsurance Ceded		
1. Fire									
2. Allied lines									
3. Farmowners multiple peril									
4. Homeowners multiple peril									
5. Commercial multiple peril									
6. Mortgage guaranty		730,651		730,651		24,550		755,201	
8. Ocean marine									
9. Inland marine									
10. Financial guaranty									
11.1 Medical professional liability-occurrence									
11.2 Medical professional liability-claims-made									
12. Earthquake									
13. Group accident and health								(a)	
14. Credit accident and health (group and individual)								(a)	
15. Other accident and health									
16. Workers' compensation									
17.1 Other liability-occurrence									
17.2 Other liability-claims-made									
17.3 Excess workers' compensation									
18.1 Products liability-occurrence									
18.2 Products liability-claims-made									
19.1,19.2 Private passenger auto liability									
19.3,19.4 Commercial auto liability									
21. Auto physical damage									
22. Aircraft (all perils)									
23. Fidelity									
24. Surety									
26. Burglary and theft									
27. Boiler and machinery									
28. Credit									
29. International									
30. Warranty									
31. Reinsurance-nonproportional assumed property	XXX				XXX				
32. Reinsurance-nonproportional assumed liability	XXX				XXX				
33. Reinsurance-nonproportional assumed financial lines	XXX				XXX				
34. Aggregate write-ins for other lines of business									
35. TOTALS		730,651		730,651		24,550		755,201	
DETAILS OF WRITE-INS									
3401.									
3402.									
3403.									
3498. Sum. of remaining write-ins for Line 34 from overflow page									
3499. Totals (Lines 3401 through 3403 + 3498) (Line 34 above)									

(a) Including \$ for present value of life indemnity claims.

ANNUAL STATEMENT FOR THE YEAR 2019 OF THE TRIAD GUARANTY ASSURANCE CORPORATION, IN REHABILITATION

UNDERWRITING AND INVESTMENT EXHIBIT

PART 3 - EXPENSES

	1 Loss Adjustment Expenses	2 Other Underwriting Expenses	3 Investment Expenses	4 Total
1. Claim adjustment services:				
1.1 Direct				
1.2 Reinsurance assumed				
1.3 Reinsurance ceded				
1.4 Net claim adjustment services (1.1 + 1.2 - 1.3)				
2. Commission and brokerage:				
2.1 Direct, excluding contingent				
2.2 Reinsurance assumed, excluding contingent		22,809		22,809
2.3 Reinsurance ceded, excluding contingent				
2.4 Contingent-direct				
2.5 Contingent-reinsurance assumed				
2.6 Contingent-reinsurance ceded				
2.7 Policy and membership fees				
2.8 Net commission and brokerage (2.1 + 2.2 - 2.3 + 2.4 + 2.5 - 2.6 + 2.7)		22,809		22,809
3. Allowances to manager and agents				
4. Advertising				
5. Boards, bureaus and associations				
6. Surveys and underwriting reports				
7. Audit of assureds' records				
8. Salary and related items:				
8.1 Salaries		10,610		10,610
8.2 Payroll taxes		1,018		1,018
9. Employee relations and welfare		3,920		3,920
10. Insurance				
11. Directors' fees				
12. Travel and travel items		39		39
13. Rent and rent items		2,633		2,633
14. Equipment		159		159
15. Cost or depreciation of EDP equipment and software				
16. Printing and stationery		255		255
17. Postage, telephone and telegraph, exchange and express		63		63
18. Legal and auditing		1,222	10,586	11,808
19. Totals (Lines 3 to 18)		19,919	10,586	30,505
20. Taxes, licenses and fees:				
20.1 State and local insurance taxes deducting guaranty association credits of \$				
20.2 Insurance department licenses and fees				
20.3 Gross guaranty association assessments				
20.4 All other (excluding federal and foreign income and real estate)				
20.5 Total taxes, licenses and fees (20.1 + 20.2 + 20.3 + 20.4)				
21. Real estate expenses				
22. Real estate taxes				
23. Reimbursements by uninsured plans				
24. Aggregate write-ins for miscellaneous expenses		2,952		2,952
25. Total expenses incurred		45,680	10,586 (a)	56,266
26. Less unpaid expenses-current year		2,873		2,873
27. Add unpaid expenses-prior year		(1,889)		(1,889)
28. Amounts receivable relating to uninsured plans, prior year				
29. Amounts receivable relating to uninsured plans, current year				
30. TOTAL EXPENSES PAID (Lines 25 - 26 + 27 - 28 + 29)		40,918	10,586	51,504
DETAILS OF WRITE-INS				
2401. Miscellaneous Consulting Fees.....		173		173
2402. Miscellaneous Expense.....		485		485
2403. Bank Fees.....				
2498. Summary of remaining write-ins for Line 24 from overflow page		2,294		2,294
2499. Totals (Lines 2401 through 2403 plus 2498) (Line 24 above)		2,952		2,952

(a) Includes management fees of \$ to affiliates and \$ to non-affiliates.

ANNUAL STATEMENT FOR THE YEAR 2019 OF THE TRIAD GUARANTY ASSURANCE CORPORATION, IN REHABILITATION

EXHIBIT OF NET INVESTMENT INCOME

	1 Collected During Year	2 Earned During Year
1. U.S. Government bonds	(a) 37,712	39,337
1.1 Bonds exempt from U.S. tax	(a) 27,776	27,776
1.2 Other bonds (unaffiliated)	(a) 243,927	242,909
1.3 Bonds of affiliates	(a)	
2.1 Preferred stocks (unaffiliated)	(b)	
2.11 Preferred stocks of affiliates	(b)	
2.2 Common stocks (unaffiliated)		
2.21 Common stocks of affiliates		
3. Mortgage loans	(c)	
4. Real estate	(d)	
5. Contract loans		
6. Cash, cash equivalents and short-term investments	(e) 7,409	6,868
7. Derivative instruments	(f)	
8. Other invested assets		
9. Aggregate write-ins for investment income		
10. Total gross investment income	316,824	316,890
11. Investment expenses		(g) 10,586
12. Investment taxes, licenses and fees, excluding federal income taxes		(g)
13. Interest expense		(h)
14. Depreciation on real estate and other invested assets		(i)
15. Aggregate write-ins for deductions from investment income		
16. Total deductions (Lines 11 through 15)		10,586
17. Net investment income (Line 10 minus Line 16)		306,304
DETAILS OF WRITE-INS		
0901.		
0902.		
0903.		
0998. Summary of remaining write-ins for Line 9 from overflow page		
0999. Totals (Lines 0901 through 0903 plus 0998) (Line 9 above)		
1501.		
1502.		
1503.		
1598. Summary of remaining write-ins for Line 15 from overflow page		
1599. Totals (Lines 1501 through 1503 plus 1598) (Line 15 above)		

- (a) Includes \$ 20,380 accrual of discount less \$ 38,461 amortization of premium and less \$ 18,581 paid for accrued interest on purchases.
 (b) Includes \$ accrual of discount less \$ amortization of premium and less \$ paid for accrued dividends on purchases.
 (c) Includes \$ accrual of discount less \$ amortization of premium and less \$ paid for accrued interest on purchases.
 (d) Includes \$ for company's occupancy of its own buildings; and excludes \$ interest on encumbrances.
 (e) Includes \$ accrual of discount less \$ amortization of premium and less \$ paid for accrued interest on purchases.
 (f) Includes \$ accrual of discount less \$ amortization of premium.
 (g) Includes \$ investment expenses and \$ investment taxes, licenses and fees, excluding federal income taxes, attributable to segregated and Separate Accounts.
 (h) Includes \$ interest on surplus notes and \$ interest on capital notes.
 (i) Includes \$ depreciation on real estate and \$ depreciation on other invested assets.

EXHIBIT OF CAPITAL GAINS (LOSSES)

	1 Realized Gain (Loss) On Sales or Maturity	2 Other Realized Adjustments	3 Total Realized Capital Gain (Loss) (Columns 1 + 2)	4 Change in Unrealized Capital Gain (Loss)	5 Change in Unrealized Foreign Exchange Capital Gain (Loss)
1. U.S. Government bonds	10,843		10,843		
1.1 Bonds exempt from U.S. tax					
1.2 Other bonds (unaffiliated)	7,687		7,687		
1.3 Bonds of affiliates					
2.1 Preferred stocks (unaffiliated)					
2.11 Preferred stocks of affiliates					
2.2 Common stocks (unaffiliated)					
2.21 Common stocks of affiliates					
3. Mortgage loans					
4. Real estate					
5. Contract loans					
6. Cash, cash equivalents and short-term investments					
7. Derivative instruments					
8. Other invested assets					
9. Aggregate write-ins for capital gains (losses)					
10. Total capital gains (losses)	18,530		18,530		
DETAILS OF WRITE-INS					
0901.					
0902.					
0903.					
0998. Summary of remaining write-ins for Line 9 from overflow page					
0999. Totals (Lines 0901 through 0903 plus 0998) (Line 9 above)					

ANNUAL STATEMENT FOR THE YEAR 2019 OF THE TRIAD GUARANTY ASSURANCE CORPORATION, IN REHABILITATION

EXHIBIT OF NONADMITTED ASSETS

	1 Current Year Total Nonadmitted Assets	2 Prior Year Total Nonadmitted Assets	3 Change in Total Nonadmitted Assets (Col. 2 - Col. 1)
1. Bonds (Schedule D).....			
2. Stocks (Schedule D):			
2.1 Preferred stocks			
2.2 Common stocks			
3. Mortgage loans on real estate (Schedule B):			
3.1 First liens			
3.2 Other than first liens			
4. Real estate (Schedule A):			
4.1 Properties occupied by the company			
4.2 Properties held for the production of income.....			
4.3 Properties held for sale			
5. Cash (Schedule E-Part 1), cash equivalents (Schedule E-Part 2) and short-term investments (Schedule DA).....			
6. Contract loans			
7. Derivatives (Schedule DB).....			
8. Other invested assets (Schedule BA)			
9. Receivables for securities			
10. Securities lending reinvested collateral assets (Schedule DL).....			
11. Aggregate write-ins for invested assets			
12. Subtotals, cash and invested assets (Lines 1 to 11)			
13. Title plants (for Title insurers only).....			
14. Investment income due and accrued			
15. Premiums and considerations:			
15.1 Uncollected premiums and agents' balances in the course of collection.....			
15.2 Deferred premiums, agents' balances and installments booked but earned and not yet due.....			
15.3 Accrued retrospective premiums and contracts subject to reformation.....			
16. Reinsurance:			
16.1 Amounts recoverable from reinsurers			
16.2 Funds held by or deposited with reinsured companies			
16.3 Other amounts receivable under reinsurance contracts			
17. Amounts receivable relating to uninsured plans			
18.1 Current federal and foreign income tax recoverable and interest thereon			
18.2 Net deferred tax asset.....			
19. Guaranty funds receivable or on deposit			
20. Electronic data processing equipment and software.....			
21. Furniture and equipment, including health care delivery assets.....			
22. Net adjustment in assets and liabilities due to foreign exchange rates			
23. Receivables from parent, subsidiaries and affiliates			
24. Health care and other amounts receivable.....			
25. Aggregate write-ins for other-than-invested assets			
26. Total assets excluding Separate Accounts, Segregated Accounts and Protected Cell Accounts (Lines 12 to 25).....			
27. From Separate Accounts, Segregated Accounts and Protected Cell Accounts.....			
28. Total (Lines 26 and 27)			
DETAILS OF WRITE-INS			
1101.			
1102.			
1103.			
1198. Summary of remaining write-ins for Line 11 from overflow page			
1199. Totals (Lines 1101 through 1103 plus 1198) (Line 11 above)			
2501.			
2502.			
2503.			
2598. Summary of remaining write-ins for Line 25 from overflow page			
2599. Totals (Lines 2501 through 2503 plus 2598) (Line 25 above)			

NONE

NOTES TO FINANCIAL STATEMENTS

As instructed by the Office of Special Deputy Receiver representing the Illinois Director of Insurance, Notes to the Financial Statements are no longer required by the Company. Specific questions regarding any information usually presented in the Notes to the Financial Statements should be directed to the Annual Statement contact.

ANNUAL STATEMENT FOR THE YEAR 2019 OF THE TRIAD GUARANTY ASSURANCE CORPORATION, IN REHABILITATION

GENERAL INTERROGATORIES

PART 1 - COMMON INTERROGATORIES

GENERAL

- 1.1 Is the reporting entity a member of an Insurance Holding Company System consisting of two or more affiliated persons, one or more of which is an insurer? Yes [X] No []
 If yes, complete Schedule Y, Parts 1, 1A and 2.
- 1.2 If yes, did the reporting entity register and file with its domiciliary State Insurance Commissioner, Director or Superintendent or with such regulatory official of the state of domicile of the principal insurer in the Holding Company System, a registration statement providing disclosure substantially similar to the standards adopted by the National Association of Insurance Commissioners (NAIC) in its Model Insurance Holding Company System Regulatory Act and model regulations pertaining thereto, or is the reporting entity subject to standards and disclosure requirements substantially similar to those required by such Act and regulations? Yes [X] No [] N/A []
- 1.3 State Regulating? Illinois.....
- 1.4 Is the reporting entity publicly traded or a member of a publicly traded group? Yes [X] No []
- 1.5 If the response to 1.4 is yes, provide the CIK (Central Index Key) code issued by the SEC for the entity/group. 0000911631.....
- 2.1 Has any change been made during the year of this statement in the charter, by-laws, articles of incorporation, or deed of settlement of the reporting entity? Yes [] No [X]
- 2.2 If yes, date of change:
- 3.1 State as of what date the latest financial examination of the reporting entity was made or is being made.12/31/2007
- 3.2 State the as of date that the latest financial examination report became available from either the state of domicile or the reporting entity. This date should be the date of the examined balance sheet and not the date the report was completed or released.12/31/2007
- 3.3 State as of what date the latest financial examination report became available to other states or the public from either the state of domicile or the reporting entity. This is the release date or completion date of the examination report and not the date of the examination (balance sheet date).06/30/2009
- 3.4 By what department or departments? Illinois Department of Insurance.....
- 3.5 Have all financial statement adjustments within the latest financial examination report been accounted for in a subsequent financial statement filed with Departments? Yes [] No [] N/A [X]
- 3.6 Have all of the recommendations within the latest financial examination report been complied with? Yes [X] No [] N/A []
- 4.1 During the period covered by this statement, did any agent, broker, sales representative, non-affiliated sales/service organization or any combination thereof under common control (other than salaried employees of the reporting entity) receive credit or commissions for or control a substantial part (more than 20 percent of any major line of business measured on direct premiums) of:
- 4.11 sales of new business? Yes [] No [X]
- 4.12 renewals? Yes [] No [X]
- 4.2 During the period covered by this statement, did any sales/service organization owned in whole or in part by the reporting entity or an affiliate, receive credit or commissions for or control a substantial part (more than 20 percent of any major line of business measured on direct premiums) of:
- 4.21 sales of new business? Yes [] No [X]
- 4.22 renewals? Yes [] No [X]
- 5.1 Has the reporting entity been a party to a merger or consolidation during the period covered by this statement? Yes [] No [X]
 If yes, complete and file the merger history data file with the NAIC.
- 5.2 If yes, provide the name of the entity, NAIC company code, and state of domicile (use two letter state abbreviation) for any entity that has ceased to exist as a result of the merger or consolidation.

1 Name of Entity	2 NAIC Company Code	3 State of Domicile
.....
.....
.....

- 6.1 Has the reporting entity had any Certificates of Authority, licenses or registrations (including corporate registration, if applicable) suspended or revoked by any governmental entity during the reporting period? Yes [] No [X]
- 6.2 If yes, give full information
- 7.1 Does any foreign (non-United States) person or entity directly or indirectly control 10% or more of the reporting entity? Yes [] No [X]
- 7.2 If yes,
- 7.21 State the percentage of foreign control%
- 7.22 State the nationality(s) of the foreign person(s) or entity(s); or if the entity is a mutual or reciprocal, the nationality of its manager or attorney-in-fact and identify the type of entity(s) (e.g., individual, corporation, government, manager or attorney-in-fact).

1 Nationality	2 Type of Entity
.....
.....
.....

ANNUAL STATEMENT FOR THE YEAR 2019 OF THE TRIAD GUARANTY ASSURANCE CORPORATION, IN REHABILITATION

GENERAL INTERROGATORIES

8.1 Is the company a subsidiary of a bank holding company regulated by the Federal Reserve Board? Yes [] No [X]
 8.2 If response to 8.1 is yes, please identify the name of the bank holding company.

8.3 Is the company affiliated with one or more banks, thrifts or securities firms? Yes [] No [X]
 8.4 If response to 8.3 is yes, please provide the names and locations (city and state of the main office) of any affiliates regulated by a federal financial regulatory services agency [i.e. the Federal Reserve Board (FRB), the Office of the Comptroller of the Currency (OCC), the Federal Deposit Insurance Corporation (FDIC) and the Securities Exchange Commission (SEC)] and identify the affiliate's primary federal regulator.

1 Affiliate Name	2 Location (City, State)	3 FRB	4 OCC	5 FDIC	6 SEC

9. What is the name and address of the independent certified public accountant or accounting firm retained to conduct the annual audit?
 N/A.....

10.1 Has the insurer been granted any exemptions to the prohibited non-audit services provided by the certified independent public accountant requirements as allowed in Section 7H of the Annual Financial Reporting Model Regulation (Model Audit Rule), or substantially similar state law or regulation? Yes [] No [X]

10.2 If the response to 10.1 is yes, provide information related to this exemption:

10.3 Has the insurer been granted any exemptions related to the other requirements of the Annual Financial Reporting Model Regulation as allowed for in Section 18A of the Model Regulation, or substantially similar state law or regulation? Yes [X] No []

10.4 If the response to 10.3 is yes, provide information related to this exemption:

The Company is in Rehabilitation and no longer subject to Annual Financial Reporting Model Regulation.....

10.5 Has the reporting entity established an Audit Committee in compliance with the domiciliary state insurance laws? Yes [] No [] N/A [X]

10.6 If the response to 10.5 is no or n/a, please explain

The Audit Committee was dissolved when the Company was placed in Rehabilitation.....

11. What is the name, address and affiliation (officer/employee of the reporting entity or actuary/consultant associated with an actuarial consulting firm) of the individual providing the statement of actuarial opinion/certification?
 N/A.....

12.1 Does the reporting entity own any securities of a real estate holding company or otherwise hold real estate indirectly? Yes [] No [X]

12.11 Name of real estate holding company
 12.12 Number of parcels involved
 12.13 Total book/adjusted carrying value \$.....

12.2 If yes, provide explanation

13. FOR UNITED STATES BRANCHES OF ALIEN REPORTING ENTITIES ONLY:

13.1 What changes have been made during the year in the United States manager or the United States trustees of the reporting entity?

13.2 Does this statement contain all business transacted for the reporting entity through its United States Branch on risks wherever located? Yes [] No []

13.3 Have there been any changes made to any of the trust indentures during the year? Yes [] No []

13.4 If answer to (13.3) is yes, has the domiciliary or entry state approved the changes? Yes [] No [] N/A []

14.1 Are the senior officers (principal executive officer, principal financial officer, principal accounting officer or controller, or persons performing similar functions) of the reporting entity subject to a code of ethics, which includes the following standards? Yes [X] No []

- a. Honest and ethical conduct, including the ethical handling of actual or apparent conflicts of interest between personal and professional relationships;
- b. Full, fair, accurate, timely and understandable disclosure in the periodic reports required to be filed by the reporting entity;
- c. Compliance with applicable governmental laws, rules and regulations;
- d. The prompt internal reporting of violations to an appropriate person or persons identified in the code; and
- e. Accountability for adherence to the code.

14.11 If the response to 14.1 is no, please explain:

14.2 Has the code of ethics for senior managers been amended? Yes [] No [X]

14.21 If the response to 14.2 is yes, provide information related to amendment(s).

14.3 Have any provisions of the code of ethics been waived for any of the specified officers? Yes [] No [X]

14.31 If the response to 14.3 is yes, provide the nature of any waiver(s).

ANNUAL STATEMENT FOR THE YEAR 2019 OF THE TRIAD GUARANTY ASSURANCE CORPORATION, IN REHABILITATION

GENERAL INTERROGATORIES

- 15.1 Is the reporting entity the beneficiary of a Letter of Credit that is unrelated to reinsurance where the issuing or confirming bank is not on the SVO Bank List? Yes [] No [X]
- 15.2 If the response to 15.1 is yes, indicate the American Bankers Association (ABA) Routing Number and the name of the issuing or confirming bank of the Letter of Credit and describe the circumstances in which the Letter of Credit is triggered.

1 American Bankers Association (ABA) Routing Number	2 Issuing or Confirming Bank Name	3 Circumstances That Can Trigger the Letter of Credit	4 Amount

BOARD OF DIRECTORS

16. Is the purchase or sale of all investments of the reporting entity passed upon either by the board of directors or a subordinate committee thereof? Yes [] No [X]
17. Does the reporting entity keep a complete permanent record of the proceedings of its board of directors and all subordinate committees thereof? Yes [] No [X]
18. Has the reporting entity an established procedure for disclosure to its board of directors or trustees of any material interest or affiliation on the part of any of its officers, directors, trustees or responsible employees that is in conflict or is likely to conflict with the official duties of such person? Yes [] No [X]

FINANCIAL

19. Has this statement been prepared using a basis of accounting other than Statutory Accounting Principles (e.g., Generally Accepted Accounting Principles)? Yes [] No [X]
- 20.1 Total amount loaned during the year (inclusive of Separate Accounts, exclusive of policy loans):
- 20.11 To directors or other officers \$.....
 - 20.12 To stockholders not officers \$.....
 - 20.13 Trustees, supreme or grand (Fraternal only) \$.....
- 20.2 Total amount of loans outstanding at the end of year (inclusive of Separate Accounts, exclusive of policy loans):
- 20.21 To directors or other officers \$.....
 - 20.22 To stockholders not officers \$.....
 - 20.23 Trustees, supreme or grand (Fraternal only) \$.....
- 21.1 Were any assets reported in this statement subject to a contractual obligation to transfer to another party without the liability for such obligation being reported in the statement? Yes [] No [X]
- 21.2 If yes, state the amount thereof at December 31 of the current year:
- 21.21 Rented from others \$.....
 - 21.22 Borrowed from others \$.....
 - 21.23 Leased from others \$.....
 - 21.24 Other \$.....
- 22.1 Does this statement include payments for assessments as described in the *Annual Statement Instructions* other than guaranty fund or guaranty association assessments? Yes [] No [X]
- 22.2 If answer is yes:
- 22.21 Amount paid as losses or risk adjustment \$.....
 - 22.22 Amount paid as expenses \$.....
 - 22.23 Other amounts paid \$.....
- 23.1 Does the reporting entity report any amounts due from parent, subsidiaries or affiliates on Page 2 of this statement? Yes [] No [X]
- 23.2 If yes, indicate any amounts receivable from parent included in the Page 2 amount: \$.....

INVESTMENT

- 24.01 Were all the stocks, bonds and other securities owned December 31 of current year, over which the reporting entity has exclusive control, in the actual possession of the reporting entity on said date? (other than securities lending programs addressed in 24.03) Yes [X] No []
- 24.02 If no, give full and complete information, relating thereto
- 24.03 For security lending programs, provide a description of the program including value for collateral and amount of loaned securities, and whether collateral is carried on or off-balance sheet. (an alternative is to reference Note 17 where this information is also provided)
- 24.04 Does the company's security lending program meet the requirements for a conforming program as outlined in the Risk-Based Capital Instructions? Yes [] No [] NA [X]
- 24.05 If answer to 24.04 is yes, report amount of collateral for conforming programs. \$.....
- 24.06 If answer to 24.04 is no, report amount of collateral for other programs. \$.....
- 24.07 Does your securities lending program require 102% (domestic securities) and 105% (foreign securities) from the counterparty at the outset of the contract? Yes [] No [] NA [X]
- 24.08 Does the reporting entity non-admit when the collateral received from the counterparty falls below 100%? Yes [] No [] NA [X]
- 24.09 Does the reporting entity or the reporting entity's securities lending agent utilize the Master Securities Lending Agreement (MSLA) to conduct securities lending? Yes [] No [] NA [X]
- 24.10 For the reporting entity's security lending program, state the amount of the following as of December 31 of the current year:
- 24.101 Total fair value of reinvested collateral assets reported on Schedule DL, Parts 1 and 2 \$.....
 - 24.102 Total book adjusted/carrying value of reinvested collateral assets reported on Schedule DL, Parts 1 and 2 \$.....
 - 24.103 Total payable for securities lending reported on the liability page \$.....

ANNUAL STATEMENT FOR THE YEAR 2019 OF THE TRIAD GUARANTY ASSURANCE CORPORATION, IN REHABILITATION

GENERAL INTERROGATORIES

- 25.1 Were any of the stocks, bonds or other assets of the reporting entity owned at December 31 of the current year not exclusively under the control of the reporting entity or has the reporting entity sold or transferred any assets subject to a put option contract that is currently in force? (Exclude securities subject to Interrogatory 21.1 and 24.03). Yes [] No [X]
- 25.2 If yes, state the amount thereof at December 31 of the current year:
- 25.21 Subject to repurchase agreements \$.....
 - 25.22 Subject to reverse repurchase agreements \$.....
 - 25.23 Subject to dollar repurchase agreements \$.....
 - 25.24 Subject to reverse dollar repurchase agreements \$.....
 - 25.25 Placed under option agreements \$.....
 - 25.26 Letter stock or securities restricted as to sale – excluding FHLB Capital Stock \$.....
 - 25.27 FHLB Capital Stock \$.....
 - 25.28 On deposit with states \$.....
 - 25.29 On deposit with other regulatory bodies \$.....
 - 25.30 Pledged as collateral – excluding collateral pledged to an FHLB \$.....
 - 25.31 Pledged as collateral to FHLB – including assets backing funding agreements \$.....
 - 25.32 Other \$.....

25.3 For category (25.26) provide the following:

1 Nature of Restriction	2 Description	3 Amount

- 26.1 Does the reporting entity have any hedging transactions reported on Schedule DB? Yes [] No [X]
- 26.2 If yes, has a comprehensive description of the hedging program been made available to the domiciliary state? If no, attach a description with this statement. Yes [] No [] N/A [X]

LINES 26.3 through 26.5: FOR LIFE/FRATERNAL REPORTING ENTITIES ONLY:

- 26.3 Does the reporting entity utilize derivatives to hedge variable annuity guarantees subject to fluctuations as a result of interest rate sensitivity? Yes [] No []
- 26.4 If the response to 26.3 is YES, does the reporting entity utilize:
- 26.41 Special accounting provision of SSAP No. 108 Yes [] No []
 - 26.42 Permitted accounting practice Yes [] No []
 - 26.43 Other accounting guidance Yes [] No []

26.5 By responding YES to 26.41 regarding utilizing the special accounting provisions of SSAP No. 108, the reporting entity attests to the following: Yes [] No []

- The reporting entity has obtained explicit approval from the domiciliary state.
- Hedging strategy subject to the special accounting provisions is consistent with the requirements of VM-21.
- Actuarial certification has been obtained which indicates that the hedging strategy is incorporated within the establishment of VM-21 reserves and provides the impact of the hedging strategy within the Actuarial Guideline Conditional Tail Expectation Amount.
- Financial Officer Certification has been obtained which indicates that the hedging strategy meets the definition of a Clearly Defined Hedging Strategy within VM-21 and that the Clearly Defined Hedging Strategy is the hedging strategy being used by the company in its actual day-to-day risk mitigation efforts.

27.1 Were any preferred stocks or bonds owned as of December 31 of the current year mandatorily convertible into equity, or, at the option of the issuer, convertible into equity? Yes [] No [X]

27.2 If yes, state the amount thereof at December 31 of the current year. \$.....

28. Excluding items in Schedule E – Part 3 – Special Deposits, real estate, mortgage loans and investments held physically in the reporting entity's offices, vaults or safety deposit boxes, were all stocks, bonds and other securities, owned throughout the current year held pursuant to a custodial agreement with a qualified bank or trust company in accordance with Section 1, III – General Examination Considerations, F. Outsourcing of Critical Functions, Custodial or Safekeeping agreements of the NAIC *Financial Condition Examiners Handbook*? Yes [X] No []

28.01 For agreements that comply with the requirements of the NAIC *Financial Condition Examiners Handbook*, complete the following:

1 Name of Custodian(s)	2 Custodian's Address
The Northern Trust Company.....	50 South LaSalle Street, Chicago, Illinois 60603.....

28.02 For all agreements that do not comply with the requirements of the NAIC *Financial Condition Examiners Handbook*, provide the name, location and a complete explanation:

1 Name(s)	2 Location(s)	3 Complete Explanation(s)

28.03 Have there been any changes, including name changes, in the custodian(s) identified in 28.01 during the current year? Yes [] No [X]

28.04 If yes, give full and complete information relating thereto:

1 Old Custodian	2 New Custodian	3 Date of Change	4 Reason

ANNUAL STATEMENT FOR THE YEAR 2019 OF THE TRIAD GUARANTY ASSURANCE CORPORATION, IN REHABILITATION

GENERAL INTERROGATORIES

28.05 Investment management – Identify all investment advisors, investment managers, broker/dealers, including individuals that have the authority to make investment decisions on behalf of the reporting entity. For assets that are managed internally by employees of the reporting entity, note as such. ["...that have access to the investment accounts"; "...handle securities"]

1 Name of Firm or Individual	2 Affiliation
Mesirow Financial Investment Management, Inc.....	U.....
.....
.....

28.0597 For those firms/individuals listed in the table for Question 28.05, do any firms/individuals unaffiliated with the reporting entity (i.e., designated with a "U") manage more than 10% of the reporting entity's invested assets? Yes No

28.0598 For firms/individuals unaffiliated with the reporting entity (i.e., designated with a "U") listed in the table for Question 28.05, does the total assets under management aggregate to more than 50% of the reporting entity's invested assets? Yes No

28.06 For those firms or individuals listed in the table for 28.05 with an affiliation code of "A" (affiliated) or "U" (unaffiliated), provide the information for the table below.

1 Central Registration Depository Number	2 Name of Firm or Individual	3 Legal Entity Identifier (LEI)	4 Registered With	5 Investment Management Agreement (IMA) Filed
11111135.....	Mesirow Financial Investment Management, Inc.....	IWFK35GSRKL20LE5C129.....	SEC.....	DS.....

29.1 Does the reporting entity have any diversified mutual funds reported in Schedule D - Part 2 (diversified according to the Securities and Exchange Commission (SEC) in the Investment Company Act of 1940 [Section 5 (b) (1)])? Yes No

29.2 If yes, complete the following schedule:

1 CUSIP #	2 Name of Mutual Fund	3 Book/Adjusted Carrying Value
.....
.....
.....
29.2999 TOTAL		

29.3 For each mutual fund listed in the table above, complete the following schedule:

1 Name of Mutual Fund (from above table)	2 Name of Significant Holding of the Mutual Fund	3 Amount of Mutual Fund's Book/Adjusted Carrying Value Attributable to the Holding	4 Date of Valuation
.....
.....
.....

30. Provide the following information for all short-term and long-term bonds and all preferred stocks. Do not substitute amortized value or statement value for fair value.

	1 Statement (Admitted) Value	2 Fair Value	3 Excess of Statement over Fair Value (-), or Fair Value over Statement (+)
30.1 Bonds.....	11,442,231	11,742,803	300,572
30.2 Preferred Stocks.....			
30.3 Totals	11,442,231	11,742,803	300,572

30.4 Describe the sources or methods utilized in determining the fair values:

Fair values were provided from a widely accepted pricing provider.....

31.1 Was the rate used to calculate fair value determined by a broker or custodian for any of the securities in Schedule D? Yes No

31.2 If the answer to 31.1 is yes, does the reporting entity have a copy of the broker's or custodian's pricing policy (hard copy or electronic copy) for all brokers or custodians used as a pricing source? Yes No

31.3 If the answer to 31.2 is no, describe the reporting entity's process for determining a reliable pricing source for purposes of disclosure of fair value for Schedule D:

Fair values were determined by pricing provider.....

32.1 Have all the filing requirements of the *Purposes and Procedures Manual of the NAIC Investment Analysis Office* been followed? Yes No

32.2 If no, list exceptions:

ANNUAL STATEMENT FOR THE YEAR 2019 OF THE TRIAD GUARANTY ASSURANCE CORPORATION, IN REHABILITATION

GENERAL INTERROGATORIES

33. By self-designating 5GI securities, the reporting entity is certifying the following elements of each self-designated 5GI security:
 a. Documentation necessary to permit a full credit analysis of the security does not exist or an NAIC CRP credit rating for an FE or PL security is not available.
 b. Issuer or obligor is current on all contracted interest and principal payments.
 c. The insurer has an actual expectation of ultimate payment of all contracted interest and principal.
 Has the reporting entity self-designated 5GI securities? Yes [] No [X]
34. By self-designating PLGI securities, the reporting entity is certifying the following elements of each self-designated PLGI security:
 a. The security was purchased prior to January 1, 2018.
 b. The reporting entity is holding capital commensurate with the NAIC Designation reported for the security.
 c. The NAIC Designation was derived from the credit rating assigned by an NAIC CRP in its legal capacity as an NRSRO which is shown on a current private letter rating held by the insurer and available for examination by state insurance regulators.
 d. The reporting entity is not permitted to share this credit rating of the PL security with the SVO.
 Has the reporting entity self-designated PLGI securities? Yes [] No [X]
35. By assigning FE to a Schedule BA non-registered private fund, the reporting entity is certifying the following elements of each self-designated FE fund:
 a. The shares were purchased prior to January 1, 2019.
 b. The reporting entity is holding capital commensurate with the NAIC Designation reported for the security.
 c. The security had a public credit rating(s) with annual surveillance assigned by an NAIC CRP in its legal capacity as an NRSRO prior to January 1, 2019.
 d. The fund only or predominantly holds bonds in its portfolio.
 e. The current reported NAIC Designation was derived from the public credit rating(s) with annual surveillance assigned by an NAIC CRP in its legal capacity as an NRSRO.
 f. The public credit rating(s) with annual surveillance assigned by an NAIC CRP has not lapsed.
 Has the reporting entity assigned FE to Schedule BA non-registered private funds that complied with the above criteria? Yes [] No [X]

OTHER

- 36.1 Amount of payments to trade associations, service organizations and statistical or rating bureaus, if any? \$
- 36.2 List the name of the organization and the amount paid if any such payment represented 25% or more of the total payments to trade associations, service organizations, and statistical or rating bureaus during the period covered by this statement.

1 Name	2 Amount Paid
.....	\$
.....	\$
.....	\$

- 37.1 Amount of payments for legal expenses, if any? \$12
- 37.2 List the name of the firm and the amount paid if any such payment represented 25% or more of the total payments for legal expenses during the period covered by this statement.

1 Name	2 Amount Paid
Thompson Coburn.....	\$12

- 38.1 Amount of payments for expenditures in connection with matters before legislative bodies, officers, or departments of government, if any? \$
- 38.2 List the name of the firm and the amount paid if any such payment represented 25% or more of the total payment expenditures in connection with matters before legislative bodies, officers, or departments of government during the period covered by this statement.

1 Name	2 Amount Paid
.....	\$
.....	\$
.....	\$

ANNUAL STATEMENT FOR THE YEAR 2019 OF THE TRIAD GUARANTY ASSURANCE CORPORATION, IN REHABILITATION

**GENERAL INTERROGATORIES
PART 2 - PROPERTY & CASUALTY INTERROGATORIES**

- 1.1 Does the reporting entity have any direct Medicare Supplement Insurance in force? Yes [] No [X]
- 1.2 If yes, indicate premium earned on U. S. business only. \$
- 1.3 What portion of Item (1.2) is not reported on the Medicare Supplement Insurance Experience Exhibit? \$
- 1.31 Reason for excluding

- 1.4 Indicate amount of earned premium attributable to Canadian and/or Other Alien not included in Item (1.2) above. \$
- 1.5 Indicate total incurred claims on all Medicare Supplement insurance. \$

1.6 Individual policies:

Most current three years:

- 1.61 Total premium earned \$
- 1.62 Total incurred claims \$
- 1.63 Number of covered lives

All years prior to most current three years:

- 1.64 Total premium earned \$
- 1.65 Total incurred claims \$
- 1.66 Number of covered lives

1.7 Group policies:

Most current three years:

- 1.71 Total premium earned \$
- 1.72 Total incurred claims \$
- 1.73 Number of covered lives

All years prior to most current three years:

- 1.74 Total premium earned \$
- 1.75 Total incurred claims \$
- 1.76 Number of covered lives

2. Health Test:

		1		2
		Current Year		Prior Year
2.1	Premium Numerator	\$	\$	\$
2.2	Premium Denominator	\$76,093	\$	\$148,581
2.3	Premium Ratio (2.1/2.2)
2.4	Reserve Numerator	\$	\$	\$
2.5	Reserve Denominator	\$756,735	\$	\$1,253,873
2.6	Reserve Ratio (2.4/2.5)

- 3.1 Does the reporting entity issue both participating and non-participating policies? Yes [] No [X]

3.2 If yes, state the amount of calendar year premiums written on:

- 3.21 Participating policies..... \$
- 3.22 Non-participating policies..... \$

4. For Mutual reporting entities and Reciprocal Exchanges only:

- 4.1 Does the reporting entity issue assessable policies?..... Yes [] No []
- 4.2 Does the reporting entity issue non-assessable policies?..... Yes [] No []
- 4.3 If assessable policies are issued, what is the extent of the contingent liability of the policyholders?..... %
- 4.4 Total amount of assessments paid or ordered to be paid during the year on deposit notes or contingent premiums. \$

5. For Reciprocal Exchanges Only:

- 5.1 Does the exchange appoint local agents?..... Yes [] No []
- 5.2 If yes, is the commission paid:
- 5.21 Out of Attorney's-in-fact compensation..... Yes [] No [] N/A []
- 5.22 As a direct expense of the exchange..... Yes [] No [] N/A []

5.3 What expenses of the Exchange are not paid out of the compensation of the Attorney-in-fact?

- 5.4 Has any Attorney-in-fact compensation, contingent on fulfillment of certain conditions, been deferred?..... Yes [] No []

5.5 If yes, give full information

**ANNUAL STATEMENT FOR THE YEAR 2019 OF THE TRIAD GUARANTY ASSURANCE CORPORATION, IN
REHABILITATION**

**GENERAL INTERROGATORIES
PART 2 - PROPERTY & CASUALTY INTERROGATORIES**

- 6.1 What provision has this reporting entity made to protect itself from an excessive loss in the event of a catastrophe under a workers' compensation contract issued without limit of loss:
The Company does not issue workers' compensation contracts.....
- 6.2 Describe the method used to estimate this reporting entity's probable maximum insurance loss, and identify the type of insured exposures comprising that probable maximum loss, the locations of concentrations of those exposures and the external resources (such as consulting firms or computer software models), if any, used in the estimation process:
Management issues loss reserves based on factors including policy year, origination channel, default length and economic conditions. Frequency and severity assumptions are regularly reviewed. Loss exposures on individual loans are limited by the coverage percent.....
- 6.3 What provision has this reporting entity made (such as a catastrophic reinsurance program) to protect itself from an excessive loss arising from the types and concentrations of insured exposures comprising its probable maximum property insurance loss?.....
None.....
- 6.4 Does the reporting entity carry catastrophe reinsurance protection for at least one reinstatement, in an amount sufficient to cover its estimated probable maximum loss attributable to a single loss event or occurrence?..... Yes [] No [X]
- 6.5 If no, describe any arrangements or mechanisms employed by the reporting entity to supplement its catastrophe reinsurance program or to hedge its exposure to uninsured catastrophic loss
None.....
- 7.1 Has the reporting entity reinsured any risk with any other entity under a quota share reinsurance contract that includes a provision that would limit the reinsurer's losses below the stated quota share percentage (e.g., a deductible, a loss ratio corridor, a loss cap, an aggregate limit or any similar provisions)?..... Yes [] No [X]
- 7.2 If yes, indicate the number of reinsurance contracts containing such provisions.....
- 7.3 If yes, does the amount of reinsurance credit taken reflect the reduction in quota share coverage caused by any applicable limiting provision(s)?..... Yes [] No [X]
- 8.1 Has this reporting entity reinsured any risk with any other entity and agreed to release such entity from liability, in whole or in part, from any loss that may occur on this risk, or portion thereof, reinsured?..... Yes [] No [X]
- 8.2 If yes, give full information
- 9.1 Has the reporting entity ceded any risk under any reinsurance contract (or under multiple contracts with the same reinsurer or its affiliates) for which during the period covered by the statement: (i) it recorded a positive or negative underwriting result greater than 5% of prior year-end surplus as regards policyholders or it reported calendar year written premium ceded or year-end loss and loss expense reserves ceded greater than 5% of prior year-end surplus as regards policyholders; (ii) it accounted for that contract as reinsurance and not as a deposit; and (iii) the contract(s) contain one or more of the following features or other features that would have similar results:
(a) A contract term longer than two years and the contract is noncancellable by the reporting entity during the contract term;
(b) A limited or conditional cancellation provision under which cancellation triggers an obligation by the reporting entity, or an affiliate of the reporting entity, to enter into a new reinsurance contract with the reinsurer, or an affiliate of the reinsurer;
(c) Aggregate stop loss reinsurance coverage;
(d) A unilateral right by either party (or both parties) to commute the reinsurance contract, whether conditional or not, except for such provisions which are only triggered by a decline in the credit status of the other party;
(e) A provision permitting reporting of losses, or payment of losses, less frequently than on a quarterly basis (unless there is no activity during the period); or
(f) Payment schedule, accumulating retentions from multiple years or any features inherently designed to delay timing of the reimbursement to the ceding entity..... Yes [] No [X]
- 9.2 Has the reporting entity during the period covered by the statement ceded any risk under any reinsurance contract (or under multiple contracts with the same reinsurer or its affiliates), for which, during the period covered by the statement, it recorded a positive or negative underwriting result greater than 5% of prior year-end surplus as regards policyholders or it reported calendar year written premium ceded or year-end loss and loss expense reserves ceded greater than 5% of prior year-end surplus as regards policyholders; excluding cessions to approved pooling arrangements or to captive insurance companies that are directly or indirectly controlling, controlled by, or under common control with (i) one or more unaffiliated policyholders of the reporting entity, or (ii) an association of which one or more unaffiliated policyholders of the reporting entity is a member where:
(a) The written premium ceded to the reinsurer by the reporting entity or its affiliates represents fifty percent (50%) or more of the entire direct and assumed premium written by the reinsurer based on its most recently available financial statement; or
(b) Twenty-five percent (25%) or more of the written premium ceded to the reinsurer has been retroceded back to the reporting entity or its affiliates in a separate reinsurance contract. Yes [] No [X]
- 9.3 If yes to 9.1 or 9.2, please provide the following information in the Reinsurance Summary Supplemental Filing for General Interrogatory 9:
(a) The aggregate financial statement impact gross of all such ceded reinsurance contracts on the balance sheet and statement of income;
(b) A summary of the reinsurance contract terms and indicate whether it applies to the contracts meeting the criteria in 9.1 or 9.2; and
(c) A brief discussion of management's principle objectives in entering into the reinsurance contract including the economic purpose to be achieved.
- 9.4 Except for transactions meeting the requirements of paragraph 37 of SSAP No. 62R - Property and Casualty Reinsurance, has the reporting entity ceded any risk under any reinsurance contract (or multiple contracts with the same reinsurer or its affiliates) during the period covered by the financial statement, and either:
(a) Accounted for that contract as reinsurance (either prospective or retroactive) under statutory accounting principles ("SAP") and as a deposit under generally accepted accounting principles ("GAAP"); or
(b) Accounted for that contract as reinsurance under GAAP and as a deposit under SAP? Yes [] No [X]
- 9.5 If yes to 9.4, explain in the Reinsurance Summary Supplemental Filing for General Interrogatory 9 (Section D) why the contract(s) is treated differently for GAAP and SAP.
- 9.6 The reporting entity is exempt from the Reinsurance Attestation Supplement under one or more of the following criteria:
(a) The entity does not utilize reinsurance; or, Yes [X] No []
(b) The entity only engages in a 100% quota share contract with an affiliate and the affiliated or lead company has filed an attestation supplement; or Yes [] No [X]
(c) The entity has no external cessions and only participates in an intercompany pool and the affiliated or lead company has filed an attestation supplement. Yes [] No [X]
10. If the reporting entity has assumed risks from another entity, there should be charged on account of such reinsurances a reserve equal to that which the original entity would have been required to charge had it retained the risks. Has this been done? Yes [X] No [] N/A []

**ANNUAL STATEMENT FOR THE YEAR 2019 OF THE TRIAD GUARANTY ASSURANCE CORPORATION, IN
REHABILITATION**

**GENERAL INTERROGATORIES
PART 2 - PROPERTY & CASUALTY INTERROGATORIES**

- 11.1 Has the reporting entity guaranteed policies issued by any other entity and now in force:..... Yes [] No [X]
 11.2 If yes, give full information
- 12.1 If the reporting entity recorded accrued retrospective premiums on insurance contracts on Line 15.3 of the asset schedule, Page 2, state the amount of corresponding liabilities recorded for:
 12.11 Unpaid losses..... \$
 12.12 Unpaid underwriting expenses (including loss adjustment expenses)..... \$
 12.2 Of the amount on Line 15.3, Page 2, state the amount that is secured by letters of credit, collateral and other funds?..... \$
 12.3 If the reporting entity underwrites commercial insurance risks, such as workers' compensation, are premium notes or promissory notes accepted from its insureds covering unpaid premiums and/or unpaid losses? Yes [] No [] N/A [X]
 12.4 If yes, provide the range of interest rates charged under such notes during the period covered by this statement:
 12.41 From..... %
 12.42 To..... %
 12.5 Are letters of credit or collateral and other funds received from insureds being utilized by the reporting entity to secure premium notes or promissory notes taken by a reporting entity, or to secure any of the reporting entity's reported direct unpaid loss reserves, including unpaid losses under loss deductible features of commercial policies? Yes [] No [X]
 12.6 If yes, state the amount thereof at December 31 of current year:
 12.61 Letters of Credit..... \$
 12.62 Collateral and other funds..... \$
 13.1 Largest net aggregate amount insured in any one risk (excluding workers' compensation): \$ 72,947
 13.2 Does any reinsurance contract considered in the calculation of this amount include an aggregate limit of recovery without also including a reinstatement provision? Yes [] No [X]
 13.3 State the number of reinsurance contracts (excluding individual facultative risk certificates, but including facultative programs, automatic facilities or facultative obligatory contracts) considered in the calculation of the amount.1
 14.1 Is the reporting entity a cedant in a multiple cedant reinsurance contract?..... Yes [] No [X]
 14.2 If yes, please describe the method of allocating and recording reinsurance among the cedants:

 14.3 If the answer to 14.1 is yes, are the methods described in item 14.2 entirely contained in the respective multiple cedant reinsurance contracts?..... Yes [] No []
 14.4 If the answer to 14.3 is no, are all the methods described in 14.2 entirely contained in written agreements?..... Yes [] No []
 14.5 If the answer to 14.4 is no, please explain:

 15.1 Has the reporting entity guaranteed any financed premium accounts?..... Yes [] No [X]
 15.2 If yes, give full information
- 16.1 Does the reporting entity write any warranty business? Yes [] No [X]
 If yes, disclose the following information for each of the following types of warranty coverage:

	1 Direct Losses Incurred	2 Direct Losses Unpaid	3 Direct Written Premium	4 Direct Premium Unearned	5 Direct Premium Earned
16.11 Home	\$	\$	\$	\$	\$
16.12 Products	\$	\$	\$	\$	\$
16.13 Automobile	\$	\$	\$	\$	\$
16.14 Other*	\$	\$	\$	\$	\$

* Disclose type of coverage:

**ANNUAL STATEMENT FOR THE YEAR 2019 OF THE TRIAD GUARANTY ASSURANCE CORPORATION, IN
REHABILITATION**

**GENERAL INTERROGATORIES
PART 2 - PROPERTY & CASUALTY INTERROGATORIES**

17.1 Does the reporting entity include amounts recoverable on unauthorized reinsurance in Schedule F – Part 3 that is exempt from the statutory provision for unauthorized reinsurance? Yes [] No []

Incurred but not reported losses on contracts in force prior to July 1, 1984, and not subsequently renewed are exempt from the statutory provision for unauthorized reinsurance. Provide the following information for this exemption:

17.11	Gross amount of unauthorized reinsurance in Schedule F – Part 3 exempt from the statutory provision for unauthorized reinsurance.....	\$.....
17.12	Unfunded portion of Interrogatory 17.11.....	\$.....
17.13	Paid losses and loss adjustment expenses portion of Interrogatory 17.11	\$.....
17.14	Case reserves portion of Interrogatory 17.11.....	\$.....
17.15	Incurred but not reported portion of Interrogatory 17.11.....	\$.....
17.16	Unearned premium portion of Interrogatory 17.11.....	\$.....
17.17	Contingent commission portion of Interrogatory 17.11.....	\$.....

18.1 Do you act as a custodian for health savings accounts? Yes [] No []

18.2 If yes, please provide the amount of custodial funds held as of the reporting date. \$.....

18.3 Do you act as an administrator for health savings accounts? Yes [] No []

18.4 If yes, please provide the balance of the funds administered as of the reporting date. \$.....

19. Is the reporting entity licensed or chartered, registered, qualified, eligible or writing business in at least two states? Yes [] No []

19.1 If no, does the reporting entity assume reinsurance business that covers risks residing in at least one state other than the state of domicile of the reporting entity? Yes [] No []

**ANNUAL STATEMENT FOR THE YEAR 2019 OF THE TRIAD GUARANTY ASSURANCE CORPORATION, IN
REHABILITATION**

FIVE-YEAR HISTORICAL DATA

Show amounts in whole dollars only, no cents; show percentages to one decimal place, i.e., 17.6.

	1 2019	2 2018	3 2017	4 2016	5 2015
Gross Premiums Written (Page 8, Part 1B, Cols. 1, 2 & 3)					
1. Liability lines (Lines 11.1, 11.2, 16, 17.1, 17.2, 17.3, 18.1, 18.2, 19.1, 19.2 & 19.3, 19.4)					
2. Property lines (Lines 1, 2, 9, 12, 21 & 26)					
3. Property and liability combined lines (Lines 3, 4, 5, 8, 22 & 27)					
4. All other lines (Lines 6, 10, 13, 14, 15, 23, 24, 28, 29, 30 & 34)	76,032	147,492	413,633	955,207	1,326,876
5. Nonproportional reinsurance lines (Lines 31, 32 & 33)					
6. Total (Line 35)	76,032	147,492	413,633	955,207	1,326,876
Net Premiums Written (Page 8, Part 1B, Col. 6)					
7. Liability lines (Lines 11.1, 11.2, 16, 17.1, 17.2, 17.3, 18.1, 18.2, 19.1, 19.2 & 19.3, 19.4)					
8. Property lines (Lines 1, 2, 9, 12, 21 & 26)					
9. Property and liability combined lines (Lines 3, 4, 5, 8, 22 & 27)					
10. All other lines (Lines 6, 10, 13, 14, 15, 23, 24, 28, 29, 30 & 34)	76,032	147,492	413,633	955,207	1,326,876
11. Nonproportional reinsurance lines (Lines 31, 32 & 33)					
12. Total (Line 35)	76,032	147,492	413,633	955,207	1,326,876
Statement of Income (Page 4)					
13. Net underwriting gain (loss) (Line 8)	80,887	103,050	453,364	170,343	242,043
14. Net investment gain (loss) (Line 11)	324,834	256,447	285,347	369,021	362,935
15. Total other income (Line 15)					
16. Dividends to policyholders (Line 17)					
17. Federal and foreign income taxes incurred (Line 19)			17,983	27,909	
18. Net income (Line 20)	405,721	359,497	720,728	511,455	604,978
Balance Sheet Lines (Pages 2 and 3)					
19. Total admitted assets excluding protected cell business (Page 2, Line 26, Col. 3)	11,775,339	11,861,993	12,166,712	12,307,134	12,856,015
20. Premiums and considerations (Page 2, Col. 3)					
20.1 In course of collection (Line 15.1)	9,578	(6,296)	32,021	47,747	90,998
20.2 Deferred and not yet due (Line 15.2)					
20.3 Accrued retrospective premiums (Line 15.3)					
21. Total liabilities excluding protected cell business (Page 3, Line 26)	792,054	1,284,430	1,948,646	2,809,795	3,870,131
22. Losses (Page 3, Line 1)	755,201	1,179,252	1,839,085	2,677,215	3,741,564
23. Loss adjustment expenses (Page 3, Line 3)					
24. Unearned premiums (Page 3, Line 9)	2,016	2,077	3,166	4,780	7,157
25. Capital paid up (Page 3, Lines 30 & 31)	2,500,000	2,500,000	2,500,000	2,500,000	2,500,000
26. Surplus as regards policyholders (Page 3, Line 37)	10,983,285	10,577,563	10,218,067	9,497,339	8,985,884
Cash Flow (Page 5)					
27. Net cash from operations (Line 11)	(103,044)	(188,593)	(64,213)	(470,562)	(341,026)
Risk-Based Capital Analysis					
28. Total adjusted capital					
29. Authorized control level risk-based capital					
Percentage Distribution of Cash, Cash Equivalents and Invested Assets (Page 2, Col. 3)(Item divided by Page 2, Line 12, Col. 3) x 100.0					
30. Bonds (Line 1)	98.0	94.1	94.4	95.8	97.7
31. Stocks (Lines 2.1 & 2.2)					
32. Mortgage loans on real estate (Lines 3.1 and 3.2)					
33. Real estate (Lines 4.1, 4.2 & 4.3)					
34. Cash, cash equivalents and short-term investments (Line 5)	2.0	5.9	5.6	4.2	2.3
35. Contract loans (Line 6)					
36. Derivatives (Line 7)					
37. Other invested assets (Line 8)					
38. Receivables for securities (Line 9)					
39. Securities lending reinvested collateral assets (Line 10)					
40. Aggregate write-ins for invested assets (Line 11)					
41. Cash, cash equivalents and invested assets (Line 12)	100.0	100.0	100.0	100.0	100.0
Investments in Parent, Subsidiaries and Affiliates					
42. Affiliated bonds, (Sch. D, Summary, Line 12, Col. 1)					
43. Affiliated preferred stocks (Sch. D, Summary, Line 18, Col. 1)					
44. Affiliated common stocks (Sch. D, Summary, Line 24, Col. 1)					
45. Affiliated short-term investments (subtotals included in Schedule DA Verification, Col. 5, Line 10)					
46. Affiliated mortgage loans on real estate					
47. All other affiliated					
48. Total of above Lines 42 to 47					
49. Total Investment in parent included in Lines 42 to 47 above					
50. Percentage of investments in parent, subsidiaries and affiliates to surplus as regards policyholders (Line 48 above divided by Page 3, Col. 1, Line 37 x 100.0)					

Illinois Statutes and the NAIC Model Act exempt mortgage insurance companies from Risk-Based Capital Requirements.

**ANNUAL STATEMENT FOR THE YEAR 2019 OF THE TRIAD GUARANTY ASSURANCE CORPORATION, IN
REHABILITATION**

FIVE-YEAR HISTORICAL DATA

(Continued)

	1 2019	2 2018	3 2017	4 2016	5 2015
Capital and Surplus Accounts (Page 4)					
51. Net unrealized capital gains (losses) (Line 24)					
52. Dividends to stockholders (Line 35)					
53. Change in surplus as regards policyholders for the year (Line 38)	405,721	359,497	720,728	511,455	604,978
Gross Losses Paid (Page 9, Part 2, Cols. 1 & 2)					
54. Liability lines (Lines 11.1, 11.2, 16, 17.1, 17.2, 17.3, 18.1, 18.2, 19.1, 19.2 & 19.3, 19.4)					
55. Property lines (Lines 1, 2, 9, 12, 21 & 26)					
56. Property and liability combined lines (Lines 3, 4, 5, 8, 22 & 27)					
57. All other lines (Lines 6, 10, 13, 14, 15, 23, 24, 28, 29, 30 & 34)	373,577	634,129	655,292	1,532,419	1,702,402
58. Nonproportional reinsurance lines (Lines 31, 32 & 33)					
59. Total (Line 35)	373,577	634,129	655,292	1,532,419	1,702,402
Net Losses Paid (Page 9, Part 2, Col. 4)					
60. Liability lines (Lines 11.1, 11.2, 16, 17.1, 17.2, 17.3, 18.1, 18.2, 19.1, 19.2 & 19.3, 19.4)					
61. Property lines (Lines 1, 2, 9, 12, 21 & 26)					
62. Property and liability combined lines (Lines 3, 4, 5, 8, 22 & 27)					
63. All other lines (Lines 6, 10, 13, 14, 15, 23, 24, 28, 29, 30 & 34)	373,577	634,129	655,292	1,532,419	1,702,402
64. Nonproportional reinsurance lines (Lines 31, 32 & 33)					
65. Total (Line 35)	373,577	634,129	655,292	1,532,419	1,702,402
Operating Percentages (Page 4) (Item divided by Page 4, Line 1) x 100.0					
66. Premiums earned (Line 1)	100.0	100.0	100.0	100.0	100.0
67. Losses incurred (Line 2)	(66.3)	(17.3)	(44.0)	48.9	49.9
68. Loss expenses incurred (Line 3)					
69. Other underwriting expenses incurred (Line 4)	60.0	47.9	34.9	33.3	31.9
70. Net underwriting gain (loss) (Line 8)	106.3	69.4	109.2	17.8	18.2
Other Percentages					
71. Other underwriting expenses to net premiums written (Page 4, Lines 4 + 5 - 15 divided by Page 8, Part 1B, Col. 6, Line 35 x 100.0)	60.1	48.3	35.0	33.4	32.0
72. Losses and loss expenses incurred to premiums earned (Page 4, Lines 2 + 3 divided by Page 4, Line 1 x 100.0)	(66.3)	(17.3)	(44.0)	48.9	49.9
73. Net premiums written to policyholders' surplus (Page 8, Part 1B, Col. 6, Line 35 divided by Page 3, Line 37, Col. 1 x 100.0)	0.7	1.4	4.0	10.1	14.8
One Year Loss Development (\$000 omitted)					
74. Development in estimated losses and loss expenses incurred prior to current year (Schedule P, Part 2-Summary, Line 12, Col. 11)	(216)	(338)	(804)	(197)	(404)
75. Percent of development of losses and loss expenses incurred to policyholders' surplus of prior year end (Line 74 above divided by Page 4, Line 21, Col. 1 x 100.0)	(2.0)	(3.3)	(8.5)	(2.2)	(4.8)
Two Year Loss Development (\$000 omitted)					
76. Development in estimated losses and loss expenses incurred 2 years before the current year and prior year (Schedule P, Part 2 - Summary, Line 12, Col. 12)	(490)	(792)	(805)	(257)	(211)
77. Percent of development of losses and loss expenses incurred to reported policyholders' surplus of second prior year end (Line 76 above divided by Page 4, Line 21, Col. 2 x 100.0)	(4.8)	(8.3)	(9.0)	(3.1)	(2.6)

NOTE: If a party to a merger, have the two most recent years of this exhibit been restated due to a merger in compliance with the disclosure requirements of SSAP No. 3 - Accounting Changes and Correction of Errors?

Yes [] No []

If no, please explain

Illinois Statutes and the NAIC Model Act exempt mortgage insurance companies from Risk-Based Capital Requirements.



ANNUAL STATEMENT FOR THE YEAR 2019 OF THE TRIAD GUARANTY ASSURANCE CORPORATION, IN REHABILITATION

EXHIBIT OF PREMIUMS AND LOSSES (Statutory Page 14)

NAIC Group Code 00421

BUSINESS IN THE STATE OF Illinois

DURING THE YEAR 2019

NAIC Company Code 10217

Line of Business	Gross Premiums, Including Policy and Membership Fees, Less Return Premiums and Premiums on Policies not Taken		3 Dividends Paid or Credited to Policyholders on Direct Business	4 Direct Unearned Premium Reserves	5 Direct Losses Paid (deducting salvage)	6 Direct Losses Incurred	7 Direct Losses Unpaid	8 Direct Defense and Cost Containment Expense Paid	9 Direct Defense and Cost Containment Expense Incurred	10 Direct Defense and Cost Containment Expense Unpaid	11 Commissions and Brokerage Expenses	12 Taxes, Licenses and Fees
	1 Direct Premiums Written	2 Direct Premiums Earned										
1. Fire												
2.1 Allied lines												
2.2 Multiple peril crop												
2.3 Federal flood												
2.4 Private crop												
2.5 Private flood												
3. Farmowners multiple peril												
4. Homeowners multiple peril												
5.1 Commercial multiple peril (non-liability portion)												
5.2 Commercial multiple peril (liability portion)												
6. Mortgage guaranty											22,809	
8. Ocean marine												
9. Inland marine												
10. Financial guaranty												
11. Medical professional liability												
12. Earthquake												
13. Group accident and health (b)												
14. Credit A & H (group and individual)												
15.1 Collectively renewable A & H (b)												
15.2 Non-cancelable A & H (b)												
15.3 Guaranteed renewable A & H (b)												
15.4 Non-renewable for stated reasons only (b)												
15.5 Other accident only												
15.6 Medicare Title XVIII exempt from state taxes or fees												
15.7 All other A & H (b)												
15.8 Federal Employees Health Benefits Plan premium (b)												
16. Workers' compensation												
17.1 Other liability-Occurrence												
17.2 Other Liability-Claims-Made												
17.3 Excess workers' compensation												
18. Products liability												
19.1 Private passenger auto no-fault (personal injury protection)												
19.2 Other private passenger auto liability												
19.3 Commercial auto no-fault (personal injury protection)												
19.4 Other commercial auto liability												
21.1 Private passenger auto physical damage												
21.2 Commercial auto physical damage												
22. Aircraft (all perils)												
23. Fidelity												
24. Surety												
26. Burglary and theft												
27. Boiler and machinery												
28. Credit												
29. International	XXX	XXX	XXX	XXX	XXX	XXX	XXX	XXX	XXX	XXX	XXX	XXX
30. Warranty												
34. Aggregate write-ins for other lines of business												
35. TOTAL (a)											22,809	
DETAILS OF WRITE-INS												
3401.												
3402.												
3403.												
3498. Summary of remaining write-ins for Line 34 from overflow page												
3499. Totals (Lines 3401 through 3403 Plus 3498) (Line 34 above)												

19.1L

(a) Finance and service charges not included in Lines 1 to 35 \$

(b) For health business on indicated lines report: Number of persons insured under PPO managed care products

and number of persons insured under indemnity only products



ANNUAL STATEMENT FOR THE YEAR 2019 OF THE TRIAD GUARANTY ASSURANCE CORPORATION, IN REHABILITATION

EXHIBIT OF PREMIUMS AND LOSSES (Statutory Page 14)

NAIC Group Code 00421

BUSINESS IN THE STATE OF Consolidated

DURING THE YEAR 2019

NAIC Company Code 10217

Table with 12 columns: Line of Business, Gross Premiums, Dividends Paid, Direct Unearned Premium Reserves, Direct Losses Paid, Direct Losses Incurred, Direct Losses Unpaid, Direct Defense and Cost Containment Expense Paid, Direct Defense and Cost Containment Expense Incurred, Direct Defense and Cost Containment Expense Unpaid, Commissions and Brokerage Expenses, Taxes, Licenses and Fees. Rows include Fire, Multiple peril crop, Federal flood, etc., with a total of 22,809 for Commissions and Brokerage Expenses.

19.GT

(a) Finance and service charges not included in Lines 1 to 35 \$

(b) For health business on indicated lines report: Number of persons insured under PPO managed care products and number of persons insured under indemnity only products

Schedule F - Part 2

NONE

Schedule F - Part 3

NONE

Schedule F - Part 4

NONE

Schedule F - Part 5

NONE

**ANNUAL STATEMENT FOR THE YEAR 2019 OF THE TRIAD GUARANTY ASSURANCE CORPORATION, IN
REHABILITATION**

SCHEDULE F - PART 6

Restatement of Balance Sheet to Identify Net Credit for Reinsurance

	1 As Reported (Net of Ceded)	2 Restatement Adjustments	3 Restated (Gross of Ceded)
ASSETS (Page 2, Col. 3)			
1. Cash and invested assets (Line 12)	11,677,106		11,677,106
2. Premiums and considerations (Line 15)	9,578	(9,578)	
3. Reinsurance recoverable on loss and loss adjustment expense payments (Line 16.1)			
4. Funds held by or deposited with reinsured companies (Line 16.2)			
5. Other assets	88,654		88,654
6. Net amount recoverable from reinsurers		(747,157)	(747,157)
7. Protected cell assets (Line 27)			
8. Totals (Line 28)	11,775,338	(756,735)	11,018,603
LIABILITIES (Page 3)			
9. Losses and loss adjustment expenses (Lines 1 through 3)	754,719	(754,719)	
10. Taxes, expenses, and other obligations (Lines 4 through 8)	35,319		35,319
11. Unearned premiums (Line 9)	2,016	(2,016)	
12. Advance premiums (Line 10)			
13. Dividends declared and unpaid (Line 11.1 and 11.2)			
14. Ceded reinsurance premiums payable (net of ceding commissions) (Line 12)			
15. Funds held by company under reinsurance treaties (Line 13)			
16. Amounts withheld or retained by company for account of others (Line 14)			
17. Provision for reinsurance (Line 16)			
18. Other liabilities			
19. Total liabilities excluding protected cell business (Line 26)	792,054	(756,735)	35,319
20. Protected cell liabilities (Line 27)			
21. Surplus as regards policyholders (Line 37)	10,983,285	X X X	10,983,285
22. Totals (Line 38)	11,775,339	(756,735)	11,018,604

NOTE: Is the restatement of this exhibit the result of grossing up balances ceded to affiliates under 100 percent reinsurance or pooling arrangements? Yes [] No [X]

If yes, give full explanation:

Schedule H - Part 1

NONE

Schedule H - Part 2

NONE

Schedule H - Part 3

NONE

Schedule H - Part 4

NONE

Schedule H - Part 5 - Health Claims

NONE

ANNUAL STATEMENT FOR THE YEAR 2019 OF THE TRIAD GUARANTY ASSURANCE CORPORATION, IN REHABILITATION

**SCHEDULE P - ANALYSIS OF LOSSES AND LOSS EXPENSES
SCHEDULE P - PART 1 - SUMMARY**

(\$000 Omitted)

Years in Which Premiums Were Earned and Losses Were Incurred	Premiums Earned			Loss and Loss Expense Payments							12 Number of Claims Reported Direct and Assumed	
	1 Direct and Assumed	2 Ceded	3 Net (Cols. 1 - 2)	Loss Payments		Defense and Cost Containment Payments		Adjusting and Other Payments		10 Salvage and Subrogation Received		11 Total Net Paid (Cols. 4 - 5 + 6 - 7 + 8 - 9)
				4 Direct and Assumed	5 Ceded	6 Direct and Assumed	7 Ceded	8 Direct and Assumed	9 Ceded			
1. Prior	XXX	XXX	XXX	116							116	XXX
2. 2010	3,079		3,079	4,515							4,515	XXX
3. 2011	2,491		2,491	3,655							3,655	XXX
4. 2012	1,035		1,035	1,874							1,874	XXX
5. 2013	2,166		2,166	1,295							1,295	XXX
6. 2014	1,694		1,694	690							690	XXX
7. 2015	1,330		1,330	478							478	XXX
8. 2016	958		958	296							296	XXX
9. 2017	415		415	152							152	XXX
10. 2018	149		149	59							59	XXX
11. 2019	76		76									XXX
12. Totals	XXX	XXX	XXX	13,130							13,130	XXX

	Losses Unpaid				Defense and Cost Containment Unpaid				Adjusting and Other Unpaid		23 Salvage and Subrogation Anticipated	24 Total Net Losses and Expenses Unpaid	25 Number of Claims Outstanding Direct and Assumed
	Case Basis		Bulk + IBNR		Case Basis		Bulk + IBNR		21 Direct and Assumed	22 Ceded			
	13 Direct and Assumed	14 Ceded	15 Direct and Assumed	16 Ceded	17 Direct and Assumed	18 Ceded	19 Direct and Assumed	20 Ceded					
1.	92											92	XXX
2.	32											32	XXX
3.	11											11	XXX
4.	14											14	XXX
5.	2											2	XXX
6.	35											35	XXX
7.	79											79	XXX
8.	46											46	XXX
9.	89											89	XXX
10.	187		2									189	XXX
11.	144		22									166	XXX
12.	731		25									755	XXX

	Total Losses and Loss Expenses Incurred			Loss and Loss Expense Percentage (Incurred/Premiums Earned)			Nontabular Discount		34 Inter-Company Pooling Participation Percentage	Net Balance Sheet Reserves After Discount	
	26 Direct and Assumed	27 Ceded	28 Net	29 Direct and Assumed	30 Ceded	31 Net	32 Loss	33 Loss Expense		35 Losses Unpaid	36 Loss Expenses Unpaid
1.	XXX	XXX	XXX	XXX	XXX	XXX			XXX	92	
2.	4,548		4,548	147.7		147.7				32	
3.	3,666		3,666	147.2		147.2				11	
4.	1,887		1,887	182.3		182.3				14	
5.	1,297		1,297	59.9		59.9				2	
6.	725		725	42.8		42.8				35	
7.	556		556	41.8		41.8				79	
8.	342		342	35.8		35.8				46	
9.	241		241	58.1		58.1				89	
10.	248		248	166.7		166.7				189	
11.	166		166	218.1		218.1				166	
12.	XXX	XXX	XXX	XXX	XXX	XXX			XXX	755	

Note: Parts 2 and 4 are gross of all discounting, including tabular discounting. Part 1 is gross of only nontabular discounting, which is reported in Columns 32 and 33 of Part 1. The tabular discount, if any, is reported in the Notes to Financial Statements, which will reconcile Part 1 with Parts 2 and 4.

ANNUAL STATEMENT FOR THE YEAR 2019 OF THE TRIAD GUARANTY ASSURANCE CORPORATION, IN REHABILITATION

SCHEDULE P - PART 2 - SUMMARY

Years in Which Losses Were Incurred	INCURRED NET LOSSES AND DEFENSE AND COST CONTAINMENT EXPENSES REPORTED AT YEAR END (\$000 OMITTED)										DEVELOPMENT		
	1 2010	2 2011	3 2012	4 2013	5 2014	6 2015	7 2016	8 2017	9 2018	10 2019	11 One Year	12 Two Year	
1. Prior	4,513	4,339	4,286	4,793	5,211	5,283	5,688	5,582	5,586	5,625	38	43	
2. 2010	4,569	4,273	4,645	4,530	4,627	4,561	4,585	4,567	4,573	4,548	(26)	(19)	
3. 2011	XXX	3,896	3,665	3,622	3,591	3,548	3,617	3,631	3,634	3,666	32	35	
4. 2012	XXX	XXX	2,634	2,081	2,110	2,028	1,945	1,882	1,889	1,887	(1)	5	
5. 2013	XXX	XXX	XXX	2,066	1,662	1,461	1,385	1,336	1,336	1,297	(39)	(39)	
6. 2014	XXX	XXX	XXX	XXX	1,227	1,143	951	724	732	725	(7)	1	
7. 2015	XXX	XXX	XXX	XXX	XXX	1,067	723	565	609	556	(53)	(9)	
8. 2016	XXX	XXX	XXX	XXX	XXX	XXX	665	469	408	342	(65)	(126)	
9. 2017	XXX	XXX	XXX	XXX	XXX	XXX	XXX	621	271	241	(30)	(380)	
10. 2018	XXX	XXX	XXX	XXX	XXX	XXX	XXX	XXX	312	248	(65)	XXX	
11. 2019	XXX	XXX	XXX	XXX	XXX	XXX	XXX	XXX	XXX	166	XXX	XXX	
											12. Totals	(216)	(490)

SCHEDULE P - PART 3 - SUMMARY

Years in Which Losses Were Incurred	CUMULATIVE PAID NET LOSSES AND DEFENSE AND COST CONTAINMENT EXPENSES REPORTED AT YEAR END (\$000 OMITTED)										11	12
	1 2010	2 2011	3 2012	4 2013	5 2014	6 2015	7 2016	8 2017	9 2018	10 2019	Number of Claims Closed With Loss Payment	Number of Claims Closed Without Loss Payment
1. Prior	.000	1,611	2,663	3,521	4,148	4,651	5,183	5,311	5,416	5,532	XXX	XXX
2. 2010	.861	2,548	3,350	3,739	4,110	4,280	4,441	4,468	4,515	4,515	XXX	XXX
3. 2011	XXX	.596	2,216	2,803	3,117	3,320	3,512	3,567	3,585	3,655	XXX	XXX
4. 2012	XXX	XXX	.452	1,229	1,499	1,667	1,748	1,844	1,875	1,874	XXX	XXX
5. 2013	XXX	XXX	XXX	.144	.723	1,027	1,180	1,267	1,294	1,295	XXX	XXX
6. 2014	XXX	XXX	XXX	XXX	.51	.347	.566	.578	.681	.690	XXX	XXX
7. 2015	XXX	XXX	XXX	XXX	XXX	.58	.243	.322	.431	.478	XXX	XXX
8. 2016	XXX	XXX	XXX	XXX	XXX	XXX	.10	.154	.251	.296	XXX	XXX
9. 2017	XXX	XXX	XXX	XXX	XXX	XXX	XXX	.27	.106	.152	XXX	XXX
10. 2018	XXX	XXX	XXX	XXX	XXX	XXX	XXX	XXX	.19	.59	XXX	XXX
11. 2019	XXX	XXX	XXX	XXX	XXX	XXX	XXX	XXX	XXX	XXX	XXX	XXX

SCHEDULE P - PART 4 - SUMMARY

Years in Which Losses Were Incurred	BULK AND IBNR RESERVES ON NET LOSSES AND DEFENSE AND COST CONTAINMENT EXPENSES REPORTED AT YEAR END (\$000 OMITTED)									
	1 2010	2 2011	3 2012	4 2013	5 2014	6 2015	7 2016	8 2017	9 2018	10 2019
1. Prior	14									
2. 2010	125	33								
3. 2011	XXX	293	21							
4. 2012	XXX	XXX	190	20						
5. 2013	XXX	XXX	XXX	184	14					
6. 2014	XXX	XXX	XXX	XXX	128	13				
7. 2015	XXX	XXX	XXX	XXX	XXX	114	9			
8. 2016	XXX	XXX	XXX	XXX	XXX	XXX	80	7		
9. 2017	XXX	XXX	XXX	XXX	XXX	XXX	XXX	60	5	
10. 2018	XXX	XXX	XXX	XXX	XXX	XXX	XXX	XXX	41	2
11. 2019	XXX	XXX	XXX	XXX	XXX	XXX	XXX	XXX	XXX	22

Schedule P - Part 1A - Home/Farm

NONE

Schedule P - Part 1B - Private Passenger

NONE

Schedule P - Part 1C - Comm Auto/Truck

NONE

Schedule P - Part 1D - Workers' Comp

NONE

Schedule P - Part 1E - Comm Multi Peril

NONE

Schedule P - Part 1F - Med Pro Liab Occ

NONE

Schedule P - Part 1F - Med Pro Liab Clm

NONE

Schedule P - Part 1G - Special Liability

NONE

Schedule P - Part 1H - Other Liab Occur

NONE

Schedule P - Part 1H - Other Liab Claims

NONE

Schedule P - Part 1I - Special Property

NONE

Schedule P - Part 1J - Auto Physical

NONE

Schedule P - Part 1K - Fidelity/Surety

NONE

Schedule P - Part 1L - Other

NONE

Schedule P - Part 1M - International

NONE

Schedule P - Part 1N - Reinsurance

NONE

Schedule P - Part 1O - Reinsurance

NONE

Schedule P - Part 1P - Reinsurance

NONE

Schedule P - Part 1R - Prod Liab Occur

NONE

Schedule P - Part 1R - Prod Liab Claims

NONE

ANNUAL STATEMENT FOR THE YEAR 2019 OF THE TRIAD GUARANTY ASSURANCE CORPORATION, IN REHABILITATION

SCHEDULE P-PART 1S - FINANCIAL GUARANTY/MORTGAGE GUARANTY
(\$000 OMITTED)

Years in Which Premiums Were Earned and Losses Were Incurred	Premiums Earned			Loss and Loss Expense Payments								12 Number of Claims Reported Direct and Assumed
	1 Direct and Assumed	2 Ceded	3 Net (Cols. 1 - 2)	Loss Payments		Defense and Cost Containment Payments		Adjusting and Other Payments		10 Salvage and Subrogation Received	11 Total Net Paid (Cols. 4 - 5 + 6 - 7 + 8 - 9)	
				4	5	6	7	8	9			
				Direct and Assumed	Ceded	Direct and Assumed	Ceded	Direct and Assumed	Ceded			
1. Prior	XXX	XXX	XXX	334							334	XXX
2. 2018	149		149	59							59	XXX
3. 2019	76		76									XXX
4. Totals	XXX	XXX	XXX	392							392	XXX

	Losses Unpaid				Defense and Cost Containment Unpaid				Adjusting and Other Unpaid		23 Salvage and Subrogation Anticipated	24 Total Net Losses and Expenses Unpaid	25 Number of Claims Outstanding Direct and Assumed
	Case Basis		Bulk + IBNR		Case Basis		Bulk + IBNR		21 Direct and Assumed	22 Ceded			
	13	14	15	16	17	18	19	20					
	Direct and Assumed	Ceded	Direct and Assumed	Ceded	Direct and Assumed	Ceded	Direct and Assumed	Ceded					
1.	400											400	
2.	187		2									189	
3.	144		22									166	
4.	731		25									755	

	Total Losses and Loss Expenses Incurred			Loss and Loss Expense Percentage (Incurred/Premiums Earned)			Nontabular Discount		34 Inter-Company Pooling Participation Percentage	Net Balance Sheet Reserves After Discount	
	26	27	28	29	30	31	32	33		35	36
	Direct and Assumed	Ceded	Net	Direct and Assumed	Ceded	Net	Loss	Loss Expense		Losses Unpaid	Loss Expenses Unpaid
1.	XXX	XXX	XXX	XXX	XXX	XXX			XXX	400	
2.	248		248	166.7		166.7				189	
3.	166		166	218.1		218.1				166	
4.	XXX	XXX	XXX	XXX	XXX	XXX			XXX	755	

Schedule P - Part 1T - Warranty

NONE

Schedule P - Part 2A

NONE

Schedule P - Part 2B

NONE

Schedule P - Part 2C

NONE

Schedule P - Part 2D

NONE

Schedule P - Part 2E

NONE

Schedule P - Part 2F - Section 1

NONE

Schedule P - Part 2F - Med Pro Liab Clm

NONE

Schedule P - Part 2G

NONE

Schedule P - Part 2H - Other Liab Occur

NONE

Schedule P - Part 2H - Other Liab Claim

NONE

Schedule P - Part 2I

NONE

Schedule P - Part 2J

NONE

Schedule P - Part 2K

NONE

Schedule P - Part 2L

NONE

Schedule P - Part 2M

NONE

Schedule P - Part 2N

NONE

Schedule P - Part 2O

NONE

Schedule P - Part 2P

NONE

ANNUAL STATEMENT FOR THE YEAR 2019 OF THE TRIAD GUARANTY ASSURANCE CORPORATION, IN REHABILITATION

SCHEDULE P - PART 2R - SECTION 1 - PRODUCTS LIABILITY - OCCURRENCE

Years in Which Losses Were Incurred	INCURRED NET LOSSES AND DEFENSE AND COST CONTAINMENT EXPENSES REPORTED AT YEAR END (\$000 OMITTED)										DEVELOPMENT	
	1 2010	2 2011	3 2012	4 2013	5 2014	6 2015	7 2016	8 2017	9 2018	10 2019	11 One Year	12 Two Year
1. Prior												
2. 2010												
3. 2011	XXX											
4. 2012	XXX	XXX										
5. 2013	XXX	XXX	XXX									
6. 2014	XXX	XXX	XXX	XXX								
7. 2015	XXX	XXX	XXX	XXX	XXX							
8. 2016	XXX	XXX	XXX	XXX	XXX	XXX						
9. 2017	XXX	XXX	XXX	XXX	XXX	XXX	XXX					
10. 2018	XXX	XXX	XXX	XXX	XXX	XXX	XXX	XXX				XXX
11. 2019	XXX	XXX	XXX	XXX	XXX	XXX	XXX	XXX	XXX		XXX	XXX
12. Totals												

SCHEDULE P - PART 2R - SECTION 2 - PRODUCTS LIABILITY - CLAIMS-MADE

1. Prior												
2. 2010												
3. 2011	XXX											
4. 2012	XXX	XXX										
5. 2013	XXX	XXX	XXX									
6. 2014	XXX	XXX	XXX	XXX								
7. 2015	XXX	XXX	XXX	XXX	XXX							
8. 2016	XXX	XXX	XXX	XXX	XXX	XXX						
9. 2017	XXX	XXX	XXX	XXX	XXX	XXX	XXX					
10. 2018	XXX	XXX	XXX	XXX	XXX	XXX	XXX	XXX				XXX
11. 2019	XXX	XXX	XXX	XXX	XXX	XXX	XXX	XXX	XXX		XXX	XXX
12. Totals												

SCHEDULE P - PART 2S - FINANCIAL GUARANTY/MORTGAGE GUARANTY

1. Prior	XXX	XXX	XXX	XXX	XXX	XXX	XXX	1,839	1,501	1,349	(152)	(490)
2. 2018	XXX	XXX	XXX	XXX	XXX	XXX	XXX	XXX	312	248	(65)	XXX
3. 2019	XXX	XXX	XXX	XXX	XXX	XXX	XXX	XXX	XXX	166	XXX	XXX
4. Totals											(216)	(490)

SCHEDULE P - PART 2T - WARRANTY

1. Prior	XXX	XXX	XXX	XXX	XXX	XXX	XXX					
2. 2018	XXX	XXX	XXX	XXX	XXX	XXX	XXX	XXX				XXX
3. 2019	XXX	XXX	XXX	XXX	XXX	XXX	XXX	XXX	XXX		XXX	XXX
4. Totals												

Schedule P - Part 3A

NONE

Schedule P - Part 3B

NONE

Schedule P - Part 3C

NONE

Schedule P - Part 3D

NONE

Schedule P - Part 3E

NONE

Schedule P - Part 3F - Med Pro Liab Occ

NONE

Schedule P - Part 3F - Med Pro Liab Clm

NONE

Schedule P - Part 3G

NONE

Schedule P - Part 3H - Other Liab Occur

NONE

Schedule P - Part 3H - Other Liab Claims

NONE

Schedule P - Part 3I

NONE

Schedule P - Part 3J

NONE

Schedule P - Part 3K

NONE

Schedule P - Part 3L

NONE

Schedule P - Part 3M

NONE

Schedule P - Part 3N

NONE

Schedule P - Part 3O

NONE

Schedule P - Part 3P

NONE

ANNUAL STATEMENT FOR THE YEAR 2019 OF THE TRIAD GUARANTY ASSURANCE CORPORATION, IN REHABILITATION

SCHEDULE P - PART 3R - SECTION 1 - PRODUCTS LIABILITY - OCCURRENCE

Years in Which Losses Were Incurred	CUMULATIVE PAID NET LOSSES AND DEFENSE AND COST CONTAINMENT EXPENSES REPORTED AT YEAR END (\$000 OMITTED)										11	12
	1	2	3	4	5	6	7	8	9	10	Number of Claims Closed With Loss Payment	Number of Claims Closed Without Loss Payment
	2010	2011	2012	2013	2014	2015	2016	2017	2018	2019		
1. Prior	.000											
2. 2010												
3. 2011	.XXX											
4. 2012	.XXX	.XXX										
5. 2013	.XXX	.XXX	.XXX									
6. 2014	.XXX	.XXX	.XXX	.XXX								
7. 2015	.XXX	.XXX	.XXX	.XXX	.XXX							
8. 2016	.XXX	.XXX	.XXX	.XXX	.XXX	.XXX						
9. 2017	.XXX	.XXX	.XXX	.XXX	.XXX	.XXX	.XXX					
10. 2018	.XXX	.XXX	.XXX	.XXX	.XXX	.XXX	.XXX	.XXX				
11. 2019	.XXX	.XXX	.XXX	.XXX	.XXX	.XXX	.XXX	.XXX	.XXX	.XXX		

NONE

SCHEDULE P - PART 3R - SECTION 2 - PRODUCTS LIABILITY - CLAIMS-MADE

1. Prior	.000											
2. 2010												
3. 2011	.XXX											
4. 2012	.XXX	.XXX										
5. 2013	.XXX	.XXX	.XXX									
6. 2014	.XXX	.XXX	.XXX	.XXX								
7. 2015	.XXX	.XXX	.XXX	.XXX	.XXX							
8. 2016	.XXX	.XXX	.XXX	.XXX	.XXX	.XXX						
9. 2017	.XXX	.XXX	.XXX	.XXX	.XXX	.XXX	.XXX					
10. 2018	.XXX	.XXX	.XXX	.XXX	.XXX	.XXX	.XXX	.XXX				
11. 2019	.XXX	.XXX	.XXX	.XXX	.XXX	.XXX	.XXX	.XXX	.XXX	.XXX		

NONE

SCHEDULE P - PART 3S - FINANCIAL GUARANTY/MORTGAGE GUARANTY

1. Prior	.XXX	.XXX	.XXX	.XXX	.XXX	.XXX	.XXX	.000	.616	.949	.XXX	.XXX
2. 2018	.XXX	.XXX	.XXX	.XXX	.XXX	.XXX	.XXX	.XXX	.19	.59	.XXX	.XXX
3. 2019	.XXX	.XXX	.XXX	.XXX	.XXX	.XXX	.XXX	.XXX	.XXX	.XXX	.XXX	.XXX

SCHEDULE P - PART 3T - WARRANTY

1. Prior	.XXX	.XXX	.XXX	.XXX	.XXX	.XXX	.XXX	.000				
2. 2018	.XXX	.XXX	.XXX	.XXX	.XXX	.XXX	.XXX	.XXX				
3. 2019	.XXX	.XXX	.XXX	.XXX	.XXX	.XXX	.XXX	.XXX	.XXX	.XXX		

NONE

Schedule P - Part 4A

NONE

Schedule P - Part 4B

NONE

Schedule P - Part 4C

NONE

Schedule P - Part 4D

NONE

Schedule P - Part 4E

NONE

Schedule P - Part 4F - Med Pro Liab Occ

NONE

Schedule P - Part 4F - Med Pro Liab Clm

NONE

Schedule P - Part 4G

NONE

Schedule P - Part 4H - Other Liab Occur

NONE

Schedule P - Part 4H - Other Liab Claims

NONE

Schedule P - Part 4I

NONE

Schedule P - Part 4J

NONE

Schedule P - Part 4K

NONE

Schedule P - Part 4L

NONE

Schedule P - Part 4M

NONE

Schedule P - Part 4N

NONE

Schedule P - Part 4O

NONE

Schedule P - Part 4P

NONE

ANNUAL STATEMENT FOR THE YEAR 2019 OF THE TRIAD GUARANTY ASSURANCE CORPORATION, IN REHABILITATION

SCHEDULE P - PART 4R - SECTION 1 - PRODUCTS LIABILITY - OCCURRENCE

Years in Which Losses Were Incurred	BULK AND IBNR RESERVES ON NET LOSSES AND DEFENSE AND COST CONTAINMENT EXPENSES REPORTED AT YEAR END (\$000 OMITTED)									
	1 2010	2 2011	3 2012	4 2013	5 2014	6 2015	7 2016	8 2017	9 2018	10 2019
1. Prior										
2. 2010										
3. 2011	XXX									
4. 2012	XXX	XXX								
5. 2013	XXX	XXX	XXX							
6. 2014	XXX	XXX	XXX	XXX						
7. 2015	XXX	XXX	XXX	XXX	XXX					
8. 2016	XXX	XXX	XXX	XXX	XXX	XXX				
9. 2017	XXX	XXX	XXX	XXX	XXX	XXX	XXX			
10. 2018	XXX	XXX	XXX	XXX	XXX	XXX	XXX	XXX		
11. 2019	XXX	XXX	XXX	XXX	XXX	XXX	XXX	XXX	XXX	

NONE

SCHEDULE P - PART 4R - SECTION 2 - PRODUCTS LIABILITY - CLAIMS-MADE

1. Prior										
2. 2010										
3. 2011	XXX									
4. 2012	XXX	XXX								
5. 2013	XXX	XXX	XXX							
6. 2014	XXX	XXX	XXX	XXX						
7. 2015	XXX	XXX	XXX	XXX	XXX					
8. 2016	XXX	XXX	XXX	XXX	XXX	XXX				
9. 2017	XXX	XXX	XXX	XXX	XXX	XXX	XXX			
10. 2018	XXX	XXX	XXX	XXX	XXX	XXX	XXX	XXX		
11. 2019	XXX	XXX	XXX	XXX	XXX	XXX	XXX	XXX	XXX	

NONE

SCHEDULE P - PART 4S - FINANCIAL GUARANTY/MORTGAGE GUARANTY

1. Prior	XXX	XXX	XXX	XXX	XXX	XXX	XXX	.67	.5	
2. 2018	XXX	XXX	XXX	XXX	XXX	XXX	XXX	XXX	.41	.2
3. 2019	XXX	XXX	XXX	XXX	XXX	XXX	XXX	XXX	XXX	.22

SCHEDULE P - PART 4T - WARRANTY

1. Prior	XXX	XXX	XXX	XXX	XXX	XXX	XXX			
2. 2018	XXX	XXX	XXX	XXX	XXX	XXX	XXX	XXX		
3. 2019	XXX	XXX	XXX	XXX	XXX	XXX	XXX	XXX	XXX	

NONE

Schedule P - Part 5A- SN1

NONE

Schedule P - Part 5A- SN2

NONE

Schedule P - Part 5A- SN3

NONE

Schedule P - Part 5B- SN1

NONE

Schedule P - Part 5B- SN2

NONE

Schedule P - Part 5B- SN3

NONE

Schedule P - Part 5C- SN1

NONE

Schedule P - Part 5C- SN2

NONE

Schedule P - Part 5C- SN3

NONE

Schedule P - Part 5D- SN1

NONE

Schedule P - Part 5D- SN2

NONE

Schedule P - Part 5D- SN3

NONE

Schedule P - Part 5E- SN1

NONE

Schedule P - Part 5E- SN2

NONE

Schedule P - Part 5E- SN3

NONE

Schedule P - Part 5F- SN1A

NONE

Schedule P - Part 5F- SN2A

NONE

Schedule P - Part 5F- SN3A

NONE

Schedule P - Part 5F- SN1B

NONE

Schedule P - Part 5F- SN2B

NONE

Schedule P - Part 5F- SN3B

NONE

Schedule P - Part 5H- SN1A

NONE

Schedule P - Part 5H- SN2A

NONE

Schedule P - Part 5H- SN3A

NONE

Schedule P - Part 5H- SN1B

NONE

Schedule P - Part 5H- SN2B

NONE

Schedule P - Part 5H- SN3B

NONE

Schedule P - Part 5R- SN1A

NONE

Schedule P - Part 5R- SN2A

NONE

Schedule P - Part 5R- SN3A

NONE

Schedule P - Part 5R- SN1B

NONE

Schedule P - Part 5R- SN2B

NONE

Schedule P - Part 5R- SN3B

NONE

Schedule P - Part 5T- SN1

NONE

Schedule P - Part 5T- SN2

NONE

Schedule P - Part 5T- SN3

NONE

Schedule P - Part 6C - SN1

NONE

Schedule P - Part 6C - SN2

NONE

Schedule P - Part 6D - SN1

NONE

Schedule P - Part 6D - SN2

NONE

Schedule P - Part 6E - SN1

NONE

Schedule P - Part 6E - SN2

NONE

Schedule P - Part 6H - SN1A

NONE

Schedule P - Part 6H - SN2A

NONE

Schedule P - Part 6H - SN1B

NONE

Schedule P - Part 6H - SN2B

NONE

Schedule P - Part 6M - SN1

NONE

Schedule P - Part 6M - SN2

NONE

Schedule P - Part 6N - SN1

NONE

Schedule P - Part 6N - SN2

NONE

Schedule P - Part 6O - SN1

NONE

Schedule P - Part 6O - SN2

NONE

Schedule P - Part 6R - SN1A

NONE

Schedule P - Part 6R - SN2A

NONE

Schedule P - Part 6R - SN1B

NONE

Schedule P - Part 6R - SN2B

NONE

ANNUAL STATEMENT FOR THE YEAR 2019 OF THE TRIAD GUARANTY ASSURANCE CORPORATION, IN REHABILITATION

**SCHEDULE P - PART 7A - PRIMARY LOSS SENSITIVE CONTRACTS
(\$000 OMITTED)**

SECTION 1

Schedule P - Part 1	1 Total Net Losses and Expenses Unpaid	2 Net Losses and Expenses Unpaid on Loss Sensitive Contracts	3 Loss Sensitive as Percentage of Total	4 Total Net Premiums Written	5 Net Premiums Written on Loss Sensitive Contracts	6 Loss Sensitive as Percentage of Total
1. Homeowners/Farmowners						
2. Private Passenger Auto Liability/Medical						
3. Commercial Auto/Truck Liability/Medical						
4. Workers' Compensation						
5. Commercial Multiple Peril						
6. Medical Professional Liability-Occurrence						
7. Medical Professional Liability -Claims-Made						
8. Special Liability						
9. Other Liability-Occurrence						
10. Other Liability-Claims-Made						
11. Special Property						
12. Auto Physical Damage						
13. Fidelity/Surety						
14. Other						
15. International						
16. Reinsurance-Nonproportional Assumed Property	XXX	XXX	XXX	XXX	XXX	XXX
17. Reinsurance-Nonproportional Assumed Liability	XXX	XXX	XXX	XXX	XXX	XXX
18. Reinsurance-Nonproportional Assumed Financial Lines	XXX	XXX	XXX	XXX	XXX	XXX
19. Products Liability-Occurrence						
20. Products Liability-Claims-Made						
21. Financial Guaranty/Mortgage Guaranty	755			76		
22. Warranty						
23. Totals	755			76		

SECTION 2

Years in Which Policies Were Issued	INCURRED LOSSES AND DEFENSE AND COST CONTAINMENT EXPENSES REPORTED AT YEAR END (\$000 OMITTED)									
	1 2010	2 2011	3 2012	4 2013	5 2014	6 2015	7 2016	8 2017	9 2018	10 2019
1. Prior										
2. 2010										
3. 2011	XXX									
4. 2012	XXX	XXX								
5. 2013	XXX	XXX	XXX							
6. 2014	XXX	XXX	XXX	XXX						
7. 2015	XXX	XXX	XXX	XXX	XXX					
8. 2016	XXX	XXX	XXX	XXX	XXX	XXX				
9. 2017	XXX	XXX	XXX	XXX	XXX	XXX	XXX			
10. 2018	XXX	XXX	XXX	XXX	XXX	XXX	XXX	XXX		
11. 2019	XXX	XXX	XXX	XXX	XXX	XXX	XXX	XXX	XXX	

SECTION 3

Years in Which Policies Were Issued	BULK AND INCURRED BUT NOT REPORTED RESERVES FOR LOSSES AND DEFENSE AND COST CONTAINMENT EXPENSES AT YEAR END (\$000 OMITTED)									
	1 2010	2 2011	3 2012	4 2013	5 2014	6 2015	7 2016	8 2017	9 2018	10 2019
1. Prior										
2. 2010										
3. 2011	XXX									
4. 2012	XXX	XXX								
5. 2013	XXX	XXX	XXX							
6. 2014	XXX	XXX	XXX	XXX						
7. 2015	XXX	XXX	XXX	XXX	XXX					
8. 2016	XXX	XXX	XXX	XXX	XXX	XXX				
9. 2017	XXX	XXX	XXX	XXX	XXX	XXX	XXX			
10. 2018	XXX	XXX	XXX	XXX	XXX	XXX	XXX	XXX		
11. 2019	XXX	XXX	XXX	XXX	XXX	XXX	XXX	XXX	XXX	

ANNUAL STATEMENT FOR THE YEAR 2019 OF THE TRIAD GUARANTY ASSURANCE CORPORATION, IN REHABILITATION

**SCHEDULE P - PART 7A - PRIMARY LOSS SENSITIVE CONTRACTS
(continued)**

SECTION 4

Years in Which Policies Were Issued	NET EARNED PREMIUMS REPORTED AT YEAR END (\$000 OMITTED)									
	1 2010	2 2011	3 2012	4 2013	5 2014	6 2015	7 2016	8 2017	9 2018	10 2019
1. Prior										
2. 2010										
3. 2011	XXX									
4. 2012	XXX	XXX								
5. 2013	XXX	XXX	XXX							
6. 2014	XXX	XXX	XXX	XXX						
7. 2015	XXX	XXX	XXX	XXX	XXX					
8. 2016	XXX	XXX	XXX	XXX	XXX	XXX				
9. 2017	XXX	XXX	XXX	XXX	XXX	XXX	XXX			
10. 2018	XXX	XXX	XXX	XXX	XXX	XXX	XXX	XXX		
11. 2019	XXX	XXX	XXX	XXX	XXX	XXX	XXX	XXX	XXX	

SECTION 5

Years in Which Policies Were Issued	NET RESERVE FOR PREMIUM ADJUSTMENTS AND ACCRUED RETROSPECTIVE PREMIUMS AT YEAR END (\$000 OMITTED)									
	1 2010	2 2011	3 2012	4 2013	5 2014	6 2015	7 2016	8 2017	9 2018	10 2019
1. Prior										
2. 2010										
3. 2011	XXX									
4. 2012	XXX	XXX								
5. 2013	XXX	XXX	XXX							
6. 2014	XXX	XXX	XXX	XXX						
7. 2015	XXX	XXX	XXX	XXX	XXX					
8. 2016	XXX	XXX	XXX	XXX	XXX	XXX				
9. 2017	XXX	XXX	XXX	XXX	XXX	XXX	XXX			
10. 2018	XXX	XXX	XXX	XXX	XXX	XXX	XXX	XXX		
11. 2019	XXX	XXX	XXX	XXX	XXX	XXX	XXX	XXX	XXX	

ANNUAL STATEMENT FOR THE YEAR 2019 OF THE TRIAD GUARANTY ASSURANCE CORPORATION, IN REHABILITATION

**SCHEDULE P - PART 7B - REINSURANCE LOSS SENSITIVE CONTRACTS
(\$000 OMITTED)**

SECTION 1

Schedule P - Part 1	1 Total Net Losses and Expenses Unpaid	2 Net Losses and Expenses Unpaid on Loss Sensitive Contracts	3 Loss Sensitive as Percentage of Total	4 Total Net Premiums Written	5 Net Premiums Written on Loss Sensitive Contracts	6 Loss Sensitive as Percentage of Total
1. Homeowners/Farmowners						
2. Private Passenger Auto Liability/Medical						
3. Commercial Auto/Truck Liability/Medical						
4. Workers' Compensation						
5. Commercial Multiple Peril						
6. Medical Professional Liability-Occurrence						
7. Medical Professional Liability -Claims-Made						
8. Special Liability						
9. Other Liability-Occurrence						
10. Other Liability-Claims-made						
11. Special Property						
12. Auto Physical Damage						
13. Fidelity/Surety						
14. Other						
15. International						
16. Reinsurance-Nonproportional Assumed Property						
17. Reinsurance-Nonproportional Assumed Liability						
18. Reinsurance-Nonproportional Assumed Financial Lines						
19. Products Liability-Occurrence						
20. Products Liability-Claims-Made						
21. Financial Guaranty/Mortgage Guaranty	755			76		
22. Warranty						
23. Totals	755			76		

SECTION 2

INCURRED LOSSES AND DEFENSE AND COST CONTAINMENT EXPENSES REPORTED AT YEAR END (\$000 OMITTED)

Years in Which Policies Were Issued	1	2	3	4	5	6	7	8	9	10
	2010	2011	2012	2013	2014	2015	2016	2017	2018	2019
1. Prior										
2. 2010										
3. 2011	XXX									
4. 2012	XXX	XXX								
5. 2013	XXX	XXX	XXX							
6. 2014	XXX	XXX	XXX	XXX						
7. 2015	XXX	XXX	XXX	XXX	XXX					
8. 2016	XXX	XXX	XXX	XXX	XXX	XXX				
9. 2017	XXX	XXX	XXX	XXX	XXX	XXX	XXX			
10. 2018	XXX	XXX	XXX	XXX	XXX	XXX	XXX	XXX		
11. 2019	XXX	XXX	XXX	XXX	XXX	XXX	XXX	XXX	XXX	

SECTION 3

BULK AND INCURRED BUT NOT REPORTED RESERVES FOR LOSSES AND DEFENSE AND COST CONTAINMENT EXPENSES AT YEAR END (\$000 OMITTED)

Years in Which Policies Were Issued	1	2	3	4	5	6	7	8	9	10
	2010	2011	2012	2013	2014	2015	2016	2017	2018	2019
1. Prior										
2. 2010										
3. 2011	XXX									
4. 2012	XXX	XXX								
5. 2013	XXX	XXX	XXX							
6. 2014	XXX	XXX	XXX	XXX						
7. 2015	XXX	XXX	XXX	XXX	XXX					
8. 2016	XXX	XXX	XXX	XXX	XXX	XXX				
9. 2017	XXX	XXX	XXX	XXX	XXX	XXX	XXX			
10. 2018	XXX	XXX	XXX	XXX	XXX	XXX	XXX	XXX		
11. 2019	XXX	XXX	XXX	XXX	XXX	XXX	XXX	XXX	XXX	

ANNUAL STATEMENT FOR THE YEAR 2019 OF THE TRIAD GUARANTY ASSURANCE CORPORATION, IN REHABILITATION

**SCHEDULE P - PART 7B - REINSURANCE LOSS SENSITIVE CONTRACTS
(continued)**

SECTION 4

Years in Which Policies Were Issued	NET EARNED PREMIUMS REPORTED AT YEAR END (\$000 OMITTED)									
	1	2	3	4	5	6	7	8	9	10
	2010	2011	2012	2013	2014	2015	2016	2017	2018	2019
1. Prior										
2. 2010										
3. 2011	XXX									
4. 2012	XXX	XXX								
5. 2013	XXX	XXX	XXX							
6. 2014	XXX	XXX	XXX	XXX						
7. 2015	XXX	XXX	XXX	XXX	XXX					
8. 2016	XXX	XXX	XXX	XXX	XXX	XXX				
9. 2017	XXX	XXX	XXX	XXX	XXX	XXX	XXX			
10. 2018	XXX	XXX	XXX	XXX	XXX	XXX	XXX	XXX		
11. 2019	XXX	XXX	XXX	XXX	XXX	XXX	XXX	XXX	XXX	XXX

SECTION 5

Years in Which Policies Were Issued	NET RESERVE FOR PREMIUM ADJUSTMENTS AND ACCRUED RETROSPECTIVE PREMIUMS AT YEAR END (\$000 OMITTED)									
	1	2	3	4	5	6	7	8	9	10
	2010	2011	2012	2013	2014	2015	2016	2017	2018	2019
1. Prior										
2. 2010										
3. 2011	XXX									
4. 2012	XXX	XXX								
5. 2013	XXX	XXX	XXX							
6. 2014	XXX	XXX	XXX	XXX						
7. 2015	XXX	XXX	XXX	XXX	XXX					
8. 2016	XXX	XXX	XXX	XXX	XXX	XXX				
9. 2017	XXX	XXX	XXX	XXX	XXX	XXX	XXX			
10. 2018	XXX	XXX	XXX	XXX	XXX	XXX	XXX	XXX		
11. 2019	XXX	XXX	XXX	XXX	XXX	XXX	XXX	XXX	XXX	XXX

SECTION 6

Years in Which Policies Were Issued	INCURRED ADJUSTABLE COMMISSIONS REPORTED AT YEAR END (\$000 OMITTED)									
	1	2	3	4	5	6	7	8	9	10
	2010	2011	2012	2013	2014	2015	2016	2017	2018	2019
1. Prior										
2. 2010										
3. 2011	XXX									
4. 2012	XXX	XXX								
5. 2013	XXX	XXX	XXX							
6. 2014	XXX	XXX	XXX	XXX						
7. 2015	XXX	XXX	XXX	XXX	XXX					
8. 2016	XXX	XXX	XXX	XXX	XXX	XXX				
9. 2017	XXX	XXX	XXX	XXX	XXX	XXX	XXX			
10. 2018	XXX	XXX	XXX	XXX	XXX	XXX	XXX	XXX		
11. 2019	XXX	XXX	XXX	XXX	XXX	XXX	XXX	XXX	XXX	XXX

SECTION 7

Years in Which Policies Were Issued	RESERVES FOR COMMISSION ADJUSTMENTS AT YEAR END (\$000 OMITTED)									
	1	2	3	4	5	6	7	8	9	10
	2010	2011	2012	2013	2014	2015	2016	2017	2018	2019
1. Prior										
2. 2010										
3. 2011	XXX									
4. 2012	XXX	XXX								
5. 2013	XXX	XXX	XXX							
6. 2014	XXX	XXX	XXX	XXX						
7. 2015	XXX	XXX	XXX	XXX	XXX					
8. 2016	XXX	XXX	XXX	XXX	XXX	XXX				
9. 2017	XXX	XXX	XXX	XXX	XXX	XXX	XXX			
10. 2018	XXX	XXX	XXX	XXX	XXX	XXX	XXX	XXX		
11. 2019	XXX	XXX	XXX	XXX	XXX	XXX	XXX	XXX	XXX	XXX

ANNUAL STATEMENT FOR THE YEAR 2019 OF THE TRIAD GUARANTY ASSURANCE CORPORATION, IN REHABILITATION

SCHEDULE P INTERROGATORIES

1. The following questions relate to yet-to-be-issued Extended Reporting Endorsements (EREs) arising from Death, Disability, or Retirement (DDR) provisions in Medical Professional Liability Claims Made insurance policies. EREs provided for reasons other than DDR are not to be included.
- 1.1 Does the company issue Medical Professional Liability Claims Made insurance policies that provide tail (also known as an extended reporting endorsement, or "ERE") benefits in the event of Death, Disability, or Retirement (DDR) at a reduced charge or at no additional cost? Yes [] No [X]
 If the answer to question 1.1 is "no", leave the following questions blank. If the answer to question 1.1 is "yes", please answer the following questions:
- 1.2 What is the total amount of the reserve for that provision (DDR Reserve), as reported, explicitly or not, elsewhere in this statement (in dollars)? \$
- 1.3 Does the company report any DDR reserve as Unearned Premium Reserve per SSAP No. 65? Yes [] No [X]
- 1.4 Does the company report any DDR reserve as loss or loss adjustment expense reserve? Yes [] No [X]
- 1.5 If the company reports DDR reserve as Unearned Premium Reserve, does that amount match the figure on the Underwriting and Investment Exhibit, Part 1A – Recapitulation of all Premiums (Page 7) Column 2, Lines 11.1 plus 11.2? Yes [] No [] N/A []
- 1.6 If the company reports DDR reserve as loss or loss adjustment expense reserve, please complete the following table corresponding to where these reserves are reported in Schedule P:

Years in Which Premiums Were Earned and Losses Were Incurred		DDR Reserve Included in Schedule P, Part 1F, Medical Professional Liability Column 24: Total Net Losses and Expenses Unpaid	
		1 Section 1: Occurrence	2 Section 2: Claims-Made
1.601	Prior		
1.602	2010		
1.603	2011		
1.604	2012		
1.605	2013		
1.606	2014		
1.607	2015		
1.608	2016		
1.609	2017		
1.610	2018		
1.611	2019		
1.612	Totals		

2. The definition of allocated loss adjustment expenses (ALAE) and, therefore, unallocated loss adjustment expenses (ULAE) was changed effective January 1, 1998. This change in definition applies to both paid and unpaid expenses. Are these expenses (now reported as "Defense and Cost Containment" and "Adjusting and Other") reported in compliance with these definitions in this statement? Yes [X] No []
3. The Adjusting and Other expense payments and reserves should be allocated to the years in which the losses were incurred based on the number of claims reported, closed and outstanding in those years. When allocating Adjusting and Other expense between companies in a group or a pool, the Adjusting and Other expense should be allocated in the same percentage used for the loss amounts and the claim counts. For reinsurers, Adjusting and Other expense assumed should be reported according to the reinsurance contract. For Adjusting and Other expense incurred by reinsurers, or in those situations where suitable claim count information is not available, Adjusting and Other expense should be allocated by a reasonable method determined by the company and described in Interrogatory 7, below. Are they so reported in this Statement?: Yes [X] No []
4. Do any lines in Schedule P include reserves that are reported gross of any discount to present value of future payments, and that are reported net of such discounts on Page 10? Yes [] No [X]
- If yes, proper disclosure must be made in the Notes to Financial Statements, as specified in the Instructions. Also, the discounts must be reported in Schedule P - Part 1, Columns 32 and 33.
- Schedule P must be completed gross of non-tabular discounting. Work papers relating to discount calculations must be available for examination upon request.
- Discounting is allowed only if expressly permitted by the state insurance department to which this Annual Statement is being filed.
5. What were the net premiums in force at the end of the year for:
 (in thousands of dollars)
- 5.1 Fidelity \$
- 5.2 Surety \$
6. Claim count information is reported per claim or per claimant (indicate which).CLAIM
 If not the same in all years, explain in Interrogatory 7.
- 7.1 The information provided in Schedule P will be used by many persons to estimate the adequacy of the current loss and expense reserves, among other things. Are there any especially significant events, coverage, retention or accounting changes that have occurred that must be considered when making such analyses? Yes [] No [X]
- 7.2 An extended statement may be attached.

**ANNUAL STATEMENT FOR THE YEAR 2019 OF THE TRIAD GUARANTY ASSURANCE CORPORATION, IN
REHABILITATION**

SCHEDULE T - EXHIBIT OF PREMIUMS WRITTEN

Allocated By States And Territories

States, etc.	1 Active Status (a)	Gross Premiums, Including Policy and Membership Fees Less Return Premiums and Premiums on Policies Not Taken		4 Dividends Paid or Credited to Policyholders on Direct Business	5 Direct Losses Paid (Deducting Salvage)	6 Direct Losses Incurred	7 Direct Losses Unpaid	8 Finance and Service Charges Not Included in Premiums	9 Direct Premium Written for Federal Purchasing Groups (Included in Col. 2)
		2 Direct Premiums Written	3 Direct Premiums Earned						
1. Alabama	AL	N							
2. Alaska	AK	N							
3. Arizona	AZ	N							
4. Arkansas	AR	N							
5. California	CA	N							
6. Colorado	CO	N							
7. Connecticut	CT	N							
8. Delaware	DE	N							
9. Dist. Columbia	DC	N							
10. Florida	FL	N							
11. Georgia	GA	N							
12. Hawaii	HI	N							
13. Idaho	ID	Q							
14. Illinois	IL	L							
15. Indiana	IN	N							
16. Iowa	IA	N							
17. Kansas	KS	Q							
18. Kentucky	KY	N							
19. Louisiana	LA	N							
20. Maine	ME	N							
21. Maryland	MD	N							
22. Massachusetts	MA	N							
23. Michigan	MI	N							
24. Minnesota	MN	N							
25. Mississippi	MS	N							
26. Missouri	MO	Q							
27. Montana	MT	N							
28. Nebraska	NE	N							
29. Nevada	NV	N							
30. New Hampshire	NH	N							
31. New Jersey	NJ	N							
32. New Mexico	NM	N							
33. New York	NY	Q							
34. No. Carolina	NC	N							
35. No. Dakota	ND	N							
36. Ohio	OH	Q							
37. Oklahoma	OK	N							
38. Oregon	OR	N							
39. Pennsylvania	PA	N							
40. Rhode Island	RI	N							
41. So. Carolina	SC	N							
42. So. Dakota	SD	N							
43. Tennessee	TN	N							
44. Texas	TX	Q							
45. Utah	UT	N							
46. Vermont	VT	N							
47. Virginia	VA	N							
48. Washington	WA	N							
49. West Virginia	WV	N							
50. Wisconsin	WI	N							
51. Wyoming	WY	N							
52. American Samoa	AS	N							
53. Guam	GU	N							
54. Puerto Rico	PR	N							
55. U.S. Virgin Islands	VI	N							
56. Northern Mariana Islands	MP	N							
57. Canada	CAN	N							
58. Aggregate other alien	OT	XXX							
59. Totals		XXX							
DETAILS OF WRITE-INS									
58001.		XXX							
58002.		XXX							
58003.		XXX							
58998. Sum. of remaining write-ins for Line 58 from overflow page		XXX							
58999. Totals (Lines 58001 through 58003 + 58998) (Line 58 above)		XXX							

(a) Active Status Counts

L – Licensed or Chartered – Licensed insurance carrier or domiciled RRG 1 R – Registered – Non-domiciled RRGs 6
 E – Eligible – Reporting entities eligible or approved to write surplus lines in the state (other than their state of domicile – See DSLI) Q – Qualified – Qualified or accredited reinsurer 6
 D – Domestic Surplus Lines Insurer (DSL) – Reporting entities authorized to write surplus lines in the state of domicile N – None of the above – Not allowed to write business in the state 50

(b) Explanation of basis of allocation of premiums by states, etc.

Company is not a direct writer of mortgage insurance.

ANNUAL STATEMENT FOR THE YEAR 2019 OF THE TRIAD GUARANTY ASSURANCE CORPORATION, IN REHABILITATION

**SCHEDULE T – PART 2
INTERSTATE COMPACT – EXHIBIT OF PREMIUMS WRITTEN**

Allocated By States and Territories

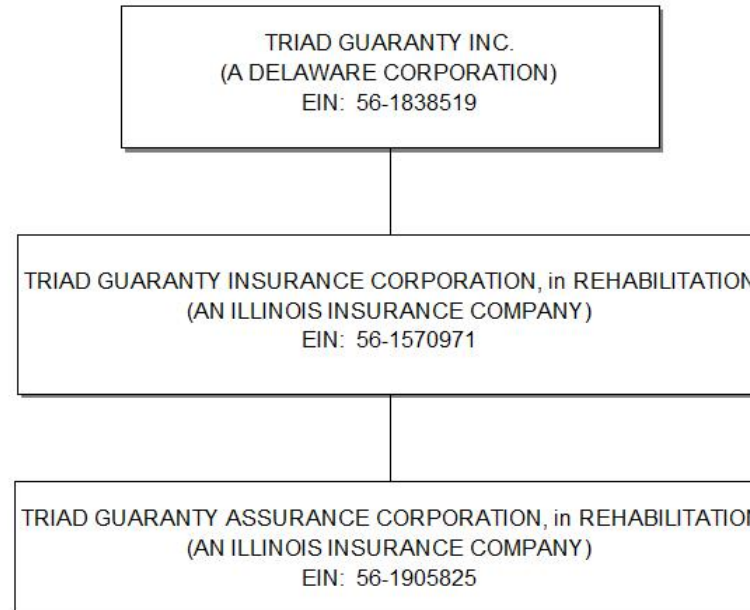
States, Etc.		Direct Business Only					6 Totals
		1 Life (Group and Individual)	2 Annuities (Group and Individual)	3 Disability Income (Group and Individual)	4 Long-Term Care (Group and Individual)	5 Deposit-Type Contracts	
1. Alabama	AL						
2. Alaska	AK						
3. Arizona	AZ						
4. Arkansas	AR						
5. California	CA						
6. Colorado	CO						
7. Connecticut	CT						
8. Delaware	DE						
9. District of Columbia	DC						
10. Florida	FL						
11. Georgia	GA						
12. Hawaii	HI						
13. Idaho	ID						
14. Illinois	IL						
15. Indiana	IN						
16. Iowa	IA						
17. Kansas	KS						
18. Kentucky	KY						
19. Louisiana	LA						
20. Maine	ME						
21. Maryland	MD						
22. Massachusetts	MA						
23. Michigan	MI						
24. Minnesota	MN						
25. Mississippi	MS						
26. Missouri	MO						
27. Montana	MT						
28. Nebraska	NE						
29. Nevada	NV						
30. New Hampshire	NH						
31. New Jersey	NJ						
32. New Mexico	NM						
33. New York	NY						
34. North Carolina	NC						
35. North Dakota	ND						
36. Ohio	OH						
37. Oklahoma	OK						
38. Oregon	OR						
39. Pennsylvania	PA						
40. Rhode Island	RI						
41. South Carolina	SC						
42. South Dakota	SD						
43. Tennessee	TN						
44. Texas	TX						
45. Utah	UT						
46. Vermont	VT						
47. Virginia	VA						
48. Washington	WA						
49. West Virginia	WV						
50. Wisconsin	WI						
51. Wyoming	WY						
52. American Samoa	AS						
53. Guam	GU						
54. Puerto Rico	PR						
55. US Virgin Islands	VI						
56. Northern Mariana Islands	MP						
57. Canada	CAN						
58. Aggregate Other Alien	OT						
59. Totals							

NONE

SCHEDULE Y - INFORMATION CONCERNING ACTIVITIES OF INSURER MEMBERS OF A HOLDING COMPANY GROUP

PART 1 - ORGANIZATIONAL CHART

TRIAD GUARANTY INC. and SUBSIDIARIES



ANNUAL STATEMENT FOR THE YEAR 2019 OF THE TRIAD GUARANTY ASSURANCE CORPORATION, IN REHABILITATION

SCHEDULE Y

PART 2 - SUMMARY OF INSURER'S TRANSACTIONS WITH ANY AFFILIATES

1	2	3	4	5	6	7	8	9	10	11	12	13
NAIC Company Code	ID Number	Names of Insurers and Parent, Subsidiaries or Affiliates	Shareholder Dividends	Capital Contributions	Purchases, Sales or Exchanges of Loans, Securities, Real Estate, Mortgage Loans or Other Investments	Income/ (Disbursements) Incurred in Connection with Guarantees or Undertakings for the Benefit of any Affiliate(s)	Management Agreements and Service Contracts	Income/ (Disbursements) Incurred Under Reinsurance Agreements	*	Any Other Material Activity Not in the Ordinary Course of the Insurer's Business	Totals	Reinsurance Recoverable/ (Payable) on Losses and/or Reserve Credit Taken/(Liability)
10217	56-1905825	Triad Guaranty Assurance Corporation						25,619			25,619	(756,735)
00000	56-1838519	Triad Guaranty Inc										
24350	56-1570971	Triad Guaranty Insurance Corporation						(25,619)			(25,619)	756,735
9999999 Control Totals												
									XXX			

ANNUAL STATEMENT FOR THE YEAR 2019 OF THE TRIAD GUARANTY ASSURANCE CORPORATION, IN REHABILITATION

SUPPLEMENTAL EXHIBITS AND SCHEDULES INTERROGATORIES

The following supplemental reports are required to be filed as part of your statement filing unless specifically waived by the domiciliary state. However, in the event that your domiciliary state waives the filing requirement, your response of **WAIVED** to the specific interrogatory will be accepted in lieu of filing a "NONE" report and a bar code will be printed below. If the supplement is required of your company but is not being filed for whatever reason enter **SEE EXPLANATION** and provide an explanation following the interrogatory questions.

MARCH FILING	RESPONSES
1. Will an actuarial opinion be filed by March 1?SEE EXPLANATION.....
2. Will the Supplemental Compensation Exhibit be filed with the state of domicile by March 1?SEE EXPLANATION.....
3. Will the confidential Risk-based Capital Report be filed with the NAIC by March 1?WAIVED.....
4. Will the confidential Risk-based Capital Report be filed with the state of domicile, if required, by March 1?WAIVED.....
APRIL FILING	
5. Will the Insurance Expense Exhibit be filed with the state of domicile and the NAIC by April 1?SEE EXPLANATION.....
6. Will Management's Discussion and Analysis be filed by April 1?SEE EXPLANATION.....
7. Will the Supplemental Investment Risks Interrogatories be filed by April 1?SEE EXPLANATION.....
MAY FILING	
8. Will this company be included in a combined annual statement that is filed with the NAIC by May 1?SEE EXPLANATION.....
JUNE FILING	
9. Will an audited financial report be filed by June 1?SEE EXPLANATION.....
10. Will Accountants Letter of Qualifications be filed with the state of domicile and electronically with the NAIC by June 1?SEE EXPLANATION.....
AUGUST FILING	
11. Will the regulator-only (non-public) Communication of Internal Control Related Matters Noted in Audit be filed with the state of domicile and electronically with the NAIC (as a regulator-only non-public document) by August 1?SEE EXPLANATION.....

The following supplemental reports are required to be filed as part of your statement filing **if your company is engaged in the type of business covered by the supplement. However, in the event that your company does not transact the type of business for which the special report must be filed, your response of NO to the specific interrogatory will be accepted in lieu of filing a "NONE" report and a bar code will be printed below.** If the supplement is required of your company but is not being filed for whatever reason, enter **SEE EXPLANATION** and provide an explanation following the interrogatory questions.

MARCH FILING	
12. Will Schedule SIS (Stockholder Information Supplement) be filed with the state of domicile by March 1?NO.....
13. Will the Financial Guaranty Insurance Exhibit be filed by March 1?NO.....
14. Will the Medicare Supplement Insurance Experience Exhibit be filed with the state of domicile and the NAIC by March 1?NO.....
15. Will Supplement A to Schedule T (Medical Professional Liability Supplement) be filed by March 1?NO.....
16. Will the Trusteed Surplus Statement be filed with the state of domicile and the NAIC by March 1?NO.....
17. Will the Premiums Attributed to Protected Cells Exhibit be filed by March 1?NO.....
18. Will the Reinsurance Summary Supplemental Filing for General Interrogatory 9 be filed with the state of domicile and the NAIC by March 1?NO.....
19. Will the Medicare Part D Coverage Supplement be filed with the state of domicile and the NAIC by March 1?NO.....
20. Will the confidential Actuarial Opinion Summary be filed with the state of domicile, if required, by March 15 (or the date otherwise specified)?SEE EXPLANATION.....
21. Will the Reinsurance Attestation Supplement be filed with the state of domicile and the NAIC by March 1?NO.....
22. Will the Exceptions to the Reinsurance Attestation Supplement be filed with the state of domicile by March 1?NO.....
23. Will the Bail Bond Supplement be filed with the state of domicile and the NAIC by March 1?NO.....
24. Will the Director and Officer Insurance Coverage Supplement be filed with the state of domicile and the NAIC by March 1?NO.....
25. Will an approval from the reporting entity's state of domicile for relief related to the five-year rotation requirement for lead audit partner be filed electronically with the NAIC by March 1?SEE EXPLANATION.....
26. Will an approval from the reporting entity's state of domicile for relief related to the one-year cooling off period for independent CPA be filed electronically with the NAIC by March 1?SEE EXPLANATION.....
27. Will an approval from the reporting entity's state of domicile for relief related to the Requirements for Audit Committees be filed electronically with the NAIC by March 1?SEE EXPLANATION.....

ANNUAL STATEMENT FOR THE YEAR 2019 OF THE TRIAD GUARANTY ASSURANCE CORPORATION, IN REHABILITATION

SUPPLEMENTAL EXHIBITS AND SCHEDULES INTERROGATORIES

28. Will the Supplemental Schedule for Reinsurance Counterparty Reporting Exception – Asbestos and Pollution Contracts be filed with the state of domicile and the NAIC by March 1?NO.....

APRIL FILING

29. Will the Credit Insurance Experience Exhibit be filed with the state of domicile and the NAIC by April 1?NO.....

30. Will the Long-term Care Experience Reporting Forms be filed with the state of domicile and the NAIC by April 1?NO.....

31. Will the Accident and Health Policy Experience Exhibit be filed by April 1?NO.....

32. Will the Supplemental Health Care Exhibit (Parts 1, 2 and 3) be filed with the state of domicile and the NAIC by April 1?NO.....

33. Will the regulator only (non-public) Supplemental Health Care Exhibit's Allocation Report be filed with the state of domicile and the NAIC by April 1?NO.....

34. Will the Cybersecurity and Identity Theft Insurance Coverage Supplement be filed with the state of domicile and the NAIC by April 1?NO.....

35. Will the Life, Health & Annuity Guaranty Association Model Act Assessment Base Reconciliation Exhibit be filed with the state of domicile and the NAIC by April 1?NO.....

36. Will the Adjustment to the Life, Health & Annuity Guaranty Association Model Act Assessment Base Reconciliation Exhibit (if required) be filed with the state of domicile and the NAIC by April 1?NO.....

AUGUST FILING

37. Will Management's Report of Internal Control Over Financial Reporting be filed with the state of domicile by August 1?SEE EXPLANATION.....

Explanation:













- 1. The Company is in Rehabilitation and will not file any supplemental schedules or exhibits
- 2. The Company is in Rehabilitation and will not file any supplemental schedules or exhibits
- 5. The Company is in Rehabilitation and will not file any supplemental schedules or exhibits
- 6. The Company is in Rehabilitation and will not file any supplemental schedules or exhibits
- 7. The Company is in Rehabilitation and will not file any supplemental schedules or exhibits
- 8. The Company is in Rehabilitation and will not file any supplemental schedules or exhibits
- 9. The Company is in Rehabilitation and will not file any supplemental schedules or exhibits
- 10. The Company is in Rehabilitation and will not file any supplemental schedules or exhibits
- 11. The Company is in Rehabilitation and will not file any supplemental schedules or exhibits
- 12. Business not written
- 13. Business not written
- 14. Business not written
- 15. Business not written
- 16. Business not written
- 17. Business not written
- 18. Business not written
- 19. Business not written
- 20. The Company is in Rehabilitation and will not file any supplemental schedules or exhibits
- 21. Business not written
- 22. Business not written
- 23. Business not written

ANNUAL STATEMENT FOR THE YEAR 2019 OF THE TRIAD GUARANTY ASSURANCE CORPORATION, IN REHABILITATION

SUPPLEMENTAL EXHIBITS AND SCHEDULES INTERROGATORIES

- 24. Business not written
- 25. The Company is in Rehabilitation and will not file any supplemental schedules or exhibits
- 26. The Company is in Rehabilitation and will not file any supplemental schedules or exhibits
- 27. The Company is in Rehabilitation and will not file any supplemental schedules or exhibits
- 28. Business not written
- 29. Business not written
- 30. Business not written
- 31. Business not written
- 32. Business not written
- 33. Business not written
- 34. Business not written
- 35. Business not written
- 36. Business not written
- 37. The Company is in Rehabilitation and will not file any supplemental schedules or exhibits

Bar Code:

- 3. 
1 0 2 1 7 2 0 1 9 3 9 0 0 0 0 0 0
- 4. 
1 0 2 1 7 2 0 1 9 3 9 0 0 0 0 0 0
- 12. 
1 0 2 1 7 2 0 1 9 4 2 0 0 0 0 0 0
- 13. 
1 0 2 1 7 2 0 1 9 2 4 0 0 0 0 0 0
- 14. 
1 0 2 1 7 2 0 1 9 3 6 0 5 9 0 0 0
- 15. 
1 0 2 1 7 2 0 1 9 4 5 5 0 0 0 0 0
- 16. 
1 0 2 1 7 2 0 1 9 4 9 0 0 0 0 0 0
- 17. 
1 0 2 1 7 2 0 1 9 3 8 5 0 0 0 0 0
- 18. 
1 0 2 1 7 2 0 1 9 4 0 1 0 0 0 0 0
- 19. 
1 0 2 1 7 2 0 1 9 3 6 5 0 0 0 0 0
- 21. 
1 0 2 1 7 2 0 1 9 3 9 9 0 0 0 0 0
- 22. 
1 0 2 1 7 2 0 1 9 4 0 0 0 0 0 0 0

SUPPLEMENTAL EXHIBITS AND SCHEDULES INTERROGATORIES

23. 
1 0 2 1 7 2 0 1 9 5 0 0 0 0 0 0

24. 
1 0 2 1 7 2 0 1 9 5 0 5 0 0 0 0

28. 
1 0 2 1 7 2 0 1 9 5 5 5 0 0 0 0

29. 
1 0 2 1 7 2 0 1 9 2 3 0 5 9 0 0

30. 
1 0 2 1 7 2 0 1 9 3 0 6 0 0 0 0

31. 
1 0 2 1 7 2 0 1 9 2 1 0 0 0 0 0

32. 
1 0 2 1 7 2 0 1 9 2 1 6 5 9 0 0

33. 
1 0 2 1 7 2 0 1 9 2 1 7 0 0 0 0

34. 
1 0 2 1 7 2 0 1 9 5 5 0 0 0 0 0

35. 
1 0 2 1 7 2 0 1 9 2 9 0 0 0 0 0

36. 
1 0 2 1 7 2 0 1 9 3 0 0 0 0 0 0

**ANNUAL STATEMENT FOR THE YEAR 2019 OF THE TRIAD GUARANTY ASSURANCE CORPORATION, IN
REHABILITATION**

OVERFLOW PAGE FOR WRITE-INS

P011 Additional Aggregate Lines for Page 11 Line 24.
*EXEXP - Underwriting and Investment - Part 3 - Expenses

	1 Loss Adjustment Expenses	2 Other Underwriting Expenses	3 Investment Expenses	4 Total
2404. Data processing.....		2,294		2,294
2405.				
2497. Summary of remaining write-ins for Line 24 from page 11		2,294		2,294

**ANNUAL STATEMENT FOR THE YEAR 2019 OF THE TRIAD GUARANTY ASSURANCE CORPORATION, IN
REHABILITATION**

SUMMARY INVESTMENT SCHEDULE

Investment Categories	Gross Investment Holdings		Admitted Assets as Reported in the Annual Statement			
	1 Amount	2 Percentage of Column 1 Line 13	3 Amount	4 Securities Lending Reinvested Collateral Amount	5 Total (Col. 3+4) Amount	6 Percentage of Column 5 Line 13
1. Long-Term Bonds (Schedule D, Part 1):						
1.01 U.S. governments	1,891,400	16.198	1,891,400		1,891,400	16.198
1.02 All other governments						
1.03 U.S. states, territories and possessions, etc. guaranteed						
1.04 U.S. political subdivisions of states, territories, and possessions, guaranteed	55,224	0.473	55,224		55,224	0.473
1.05 U.S. special revenue and special assessment obligations, etc. non-guaranteed	575,824	4.931	575,823		575,823	4.931
1.06 Industrial and miscellaneous	8,919,782	76.387	8,919,784		8,919,784	76.387
1.07 Hybrid securities						
1.08 Parent, subsidiaries and affiliates						
1.09 SVO identified funds						
1.10 Unaffiliated bank loans						
1.11 Total long-term bonds	11,442,230	97.989	11,442,231		11,442,231	97.989
2. Preferred stocks (Schedule D, Part 2, Section 1):						
2.01 Industrial and miscellaneous (Unaffiliated)						
2.02 Parent, subsidiaries and affiliates						
2.03 Total preferred stocks						
3. Common stocks (Schedule D, Part 2, Section 2):						
3.01 Industrial and miscellaneous Publicly traded (Unaffiliated)						
3.02 Industrial and miscellaneous Other (Unaffiliated)						
3.03 Parent, subsidiaries and affiliates Publicly traded						
3.04 Parent, subsidiaries and affiliates Other						
3.05 Mutual funds						
3.06 Unit investment trusts						
3.07 Closed-end funds						
3.08 Total common stocks						
4. Mortgage loans (Schedule B):						
4.01 Farm mortgages						
4.02 Residential mortgages						
4.03 Commercial mortgages						
4.04 Mezzanine real estate loans						
4.05 Total mortgage loans						
5. Real estate (Schedule A):						
5.01 Properties occupied by company						
5.02 Properties held for production of income						
5.03 Properties held for sale						
5.04 Total real estate						
6. Cash, cash equivalents and short-term investments:						
6.01 Cash (Schedule E, Part 1)	18,195	0.156	18,195		18,195	0.156
6.02 Cash equivalents (Schedule E, Part 2)	216,681	1.856	216,681		216,681	1.856
6.03 Short-term investments (Schedule DA)						
6.04 Total cash, cash equivalents and short-term investments	234,876	2.011	234,876		234,876	2.011
7. Contract loans						
8. Derivatives (Schedule DB)						
9. Other invested assets (Schedule BA)						
10. Receivables for securities						
11. Securities Lending (Schedule DL, Part 1)				XXX	XXX	XXX
12. Other invested assets (Page 2, Line 11)						
13. Total invested assets	11,677,106	100.000	11,677,107		11,677,107	100.000

ANNUAL STATEMENT FOR THE YEAR 2019 OF THE TRIAD GUARANTY ASSURANCE CORPORATION, IN REHABILITATION

SCHEDULE A – VERIFICATION BETWEEN YEARS

Real Estate

- 1. Book/adjusted carrying value, December 31 of prior year
2. Cost of acquired:
2.1 Actual cost at time of acquisition (Part 2, Column 6)
2.2 Additional investment made after acquisition (Part 2, Column 9)
3. Current year change in encumbrances:
3.1 Totals, Part 1, Column 13
3.2 Totals, Part 3, Column 11
4. Total gain (loss) on disposals, Part 3, Column 18
5. Deduct amounts received on disposals, Part 3, Column 15
6. Total foreign exchange change in book/adjusted carrying value:
6.1 Totals, Part 1, Column 15
6.2 Totals, Part 3, Column 13
7. Deduct current year's other-than-temporary impairment recognized:
7.1 Totals, Part 1, Column 12
7.2 Totals, Part 3, Column 10
8. Deduct current year's depreciation:
8.1 Totals, Part 1, Column 11
8.2 Totals, Part 3, Column 9
9. Book/adjusted carrying value at the end of current period (Lines 1+2+3+4-5+6-7-8)
10. Deduct total nonadmitted amounts
11. Statement value at end of current period (Line 9 minus Line 10)

NONE

SCHEDULE B – VERIFICATION BETWEEN YEARS

Mortgage Loans

- 1. Book value/recorded investment excluding accrued interest, December 31 of prior year
2. Cost of acquired:
2.1 Actual cost at time of acquisition (Part 2, Column 7)
2.2 Additional investment made after acquisition (Part 2, Column 8)
3. Capitalized deferred interest and other:
3.1 Totals, Part 1, Column 12
3.2 Totals, Part 3, Column 11
4. Accrual of discount
5. Unrealized valuation increase (decrease):
5.1 Totals, Part 1, Column 9
5.2 Totals, Part 3, Column 8
6. Total gain (loss) on disposals, Part 3, Column 18
7. Deduct amounts received on disposals, Part 3, Column 15
8. Deduct amortization of premium and mortgage interest points and commitment fees
9. Total foreign exchange change in book value/recorded investment excluding accrued interest:
9.1 Totals, Part 1, Column 13
9.2 Totals, Part 3, Column 13
10. Deduct current year's other-than-temporary impairment recognized:
10.1 Totals, Part 1, Column 11
10.2 Totals, Part 3, Column 10
11. Book value/recorded investment excluding accrued interest at end of current period (Lines 1+2+3+4+5+6-7-8+9-10)
12. Total valuation allowance
13. Subtotal (Line 11 plus Line 12)
14. Deduct total nonadmitted amounts
15. Statement value of mortgages owned at end of current period (Line 13 minus Line 14)

NONE

**ANNUAL STATEMENT FOR THE YEAR 2019 OF THE TRIAD GUARANTY ASSURANCE CORPORATION, IN
REHABILITATION**

SCHEDULE BA – VERIFICATION BETWEEN YEARS

Other Long-Term Invested Assets

1.	Book/adjusted carrying value, December 31 of prior year.....	
2.	Cost of acquired:	
2.1	Actual cost at time of acquisition (Part 2, Column 8).....	
2.2	Additional investment made after acquisition (Part 2, Column 9).....	
3.	Capitalized deferred interest and other:	
3.1	Totals, Part 1, Column 16.....	
3.2	Totals, Part 3, Column 12.....	
4.	Accrual of discount.....	
5.	Unrealized valuation increase (decrease):	
5.1	Totals, Part 1, Column 13.....	
5.2	Totals, Part 3, Column 9.....	
6.	Total gain (loss) on disposals, Part 3, Column 19.....	
7.	Deduct amounts received on disposals, Part 3, Column 16.....	
8.	Deduct amortization of premium and depreciation.....	
9.	Total foreign exchange change in book/adjusted carrying value:	
9.1	Totals, Part 1, Column 17.....	
9.2	Totals, Part 3, Column 14.....	
10.	Deduct current year's other-than-temporary impairment recognized:	
10.1	Totals, Part 1, Column 15.....	
10.2	Totals, Part 3, Column 11.....	
11.	Book/adjusted carrying value at end of current period (Lines 1+2+3+4+5+6-7-8+9-10).....	
12.	Deduct total nonadmitted amounts.....	
13.	Statement value at end of current period (Line 11 minus Line 12).....	

NONE

SCHEDULE D – VERIFICATION BETWEEN YEARS

Bonds and Stocks

1.	Book/adjusted carrying value, December 31 of prior year.....	11,088,587
2.	Cost of bonds and stocks acquired, Part 3, Column 7.....	3,612,871
3.	Accrual of discount.....	20,380
4.	Unrealized valuation increase (decrease):	
4.1	Part 1, Column 12.....	
4.2	Part 2, Section 1, Column 15.....	
4.3	Part 2, Section 2, Column 13.....	
4.4	Part 4, Column 11.....	
5.	Total gain (loss) on disposals, Part 4, Column 19.....	18,529
6.	Deduction consideration for bonds and stocks disposed of, Part 4, Column 7.....	3,259,747
7.	Deduct amortization of premium.....	38,461
8.	Total foreign exchange change in book/adjusted carrying value:	
8.1	Part 1, Column 15.....	
8.2	Part 2, Section 1, Column 19.....	
8.3	Part 2, Section 2, Column 16.....	
8.4	Part 4, Column 15.....	
9.	Deduct current year's other-than-temporary impairment recognized:	
9.1	Part 1, Column 14.....	
9.2	Part 2, Section 1, Column 17.....	
9.3	Part 2, Section 2, Column 14.....	
9.4	Part 4, Column 13.....	
10.	Total investment income recognized as a result of prepayment penalties and/or acceleration fees, Note 5Q, Line (2).....	74
11.	Book/adjusted carrying value at end of current period (Lines 1+2+3+4+5-6-7+8-9+10).....	11,442,233
12.	Deduct total nonadmitted amounts.....	
13.	Statement value at end of current period (Line 11 minus Line 12).....	11,442,233

**ANNUAL STATEMENT FOR THE YEAR 2019 OF THE TRIAD GUARANTY ASSURANCE CORPORATION, IN
REHABILITATION**

SCHEDULE D - SUMMARY BY COUNTRY

Long-Term Bonds and Stocks **OWNED** December 31 of Current Year

Description		1 Book/Adjusted Carrying Value	2 Fair Value	3 Actual Cost	4 Par Value of Bonds
BONDS					
Governments (including all obligations guaranteed by governments)	1. United States	1,891,400	1,926,769	1,892,542	1,889,000
	2. Canada				
	3. Other Countries				
	4. Totals	1,891,400	1,926,769	1,892,542	1,889,000
U.S. States, Territories and Possessions (direct and guaranteed)	5. Totals				
U.S. Political Subdivisions of States, Territories and Possessions (direct and guaranteed)	6. Totals	55,224	56,113	56,023	55,000
U.S. Special Revenue and Special Assessment Obligations and all Non-Guaranteed Obligations of Agencies and Authorities of Governments and their Political Subdivisions	7. Totals	575,824	669,747	563,733	588,928
Industrial and Miscellaneous, SVO Identified Funds, Unaffiliated Bank Loans and Hybrid Securities (unaffiliated)	8. United States	8,174,551	8,340,237	8,191,018	8,158,754
	9. Canada				
	10. Other Countries	745,231	749,968	743,856	745,000
	11. Totals	8,919,782	9,090,205	8,934,874	8,903,754
Parent, Subsidiaries and Affiliates	12. Totals				
	13. Total Bonds	11,442,230	11,742,834	11,447,172	11,436,682
PREFERRED STOCKS					
Industrial and Miscellaneous (unaffiliated)	14. United States				
	15. Canada				
	16. Other Countries				
	17. Totals				
Parent, Subsidiaries and Affiliates	18. Totals				
	19. Total Preferred Stocks				
COMMON STOCKS					
Industrial and Miscellaneous (unaffiliated)	20. United States				
	21. Canada				
	22. Other Countries				
	23. Totals				
Parent, Subsidiaries and Affiliates	24. Totals				
	25. Total Common Stocks				
	26. Total Stocks				
	27. Total Bonds and Stocks	11,442,230	11,742,834	11,447,172	

ANNUAL STATEMENT FOR THE YEAR 2019 OF THE TRIAD GUARANTY ASSURANCE CORPORATION, IN REHABILITATION

SCHEDULE D - PART 1A - SECTION 1

Quality and Maturity Distribution of All Bonds Owned December 31, at Book/Adjusted Carrying Values by Major Types of Issues and NAIC Designations

NAIC Designation	1 1 Year or Less	2 Over 1 Year Through 5 Years	3 Over 5 Years Through 10 Years	4 Over 10 Years Through 20 Years	5 Over 20 Years	6 No Maturity Date	7 Total Current Year	8 Col. 7 as a % of Line 11.7	9 Total from Col. 7 Prior Year	10 % From Col. 8 Prior Year	11 Total Publicly Traded	12 Total Privately Placed (a)
1. U.S. Governments												
1.1 NAIC 1		1,832,322			59,078	XXX	1,891,400	16.5	2,139,364	19.3	1,891,400	
1.2 NAIC 2						XXX						
1.3 NAIC 3						XXX						
1.4 NAIC 4						XXX						
1.5 NAIC 5						XXX						
1.6 NAIC 6						XXX						
1.7 Totals		1,832,322			59,078	XXX	1,891,400	16.5	2,139,364	19.3	1,891,400	
2. All Other Governments												
2.1 NAIC 1						XXX						
2.2 NAIC 2						XXX						
2.3 NAIC 3						XXX						
2.4 NAIC 4						XXX						
2.5 NAIC 5						XXX						
2.6 NAIC 6						XXX						
2.7 Totals						XXX						
3. U.S. States, Territories and Possessions, etc., Guaranteed												
3.1 NAIC 1						XXX						
3.2 NAIC 2						XXX						
3.3 NAIC 3						XXX						
3.4 NAIC 4						XXX						
3.5 NAIC 5						XXX						
3.6 NAIC 6						XXX						
3.7 Totals						XXX						
4. U.S. Political Subdivisions of States, Territories and Possessions, Guaranteed												
4.1 NAIC 1		55,224				XXX	55,224	0.5	55,366	0.5	55,224	
4.2 NAIC 2						XXX						
4.3 NAIC 3						XXX						
4.4 NAIC 4						XXX						
4.5 NAIC 5						XXX						
4.6 NAIC 6						XXX						
4.7 Totals		55,224				XXX	55,224	0.5	55,366	0.5	55,224	
5. U.S. Special Revenue & Special Assessment Obligations, etc., Non-Guaranteed												
5.1 NAIC 1	20,579	53,120	17,358			XXX	91,057	0.8	131,963	1.2	91,057	
5.2 NAIC 2			484,767			XXX	484,767	4.2	484,767	4.4	484,767	
5.3 NAIC 3						XXX						
5.4 NAIC 4						XXX						
5.5 NAIC 5						XXX						
5.6 NAIC 6						XXX						
5.7 Totals	20,579	53,120	502,125			XXX	575,824	5.0	616,730	5.6	575,824	

S105

ANNUAL STATEMENT FOR THE YEAR 2019 OF THE TRIAD GUARANTY ASSURANCE CORPORATION, IN REHABILITATION

SCHEDULE D - PART 1A - SECTION 1 (Continued)

Quality and Maturity Distribution of All Bonds Owned December 31, at Book/Adjusted Carrying Values by Major Types of Issues and NAIC Designations

NAIC Designation	1 1 Year or Less	2 Over 1 Year Through 5 Years	3 Over 5 Years Through 10 Years	4 Over 10 Years Through 20 Years	5 Over 20 Years	6 No Maturity Date	7 Total Current Year	8 Col. 7 as a % of Line 11.7	9 Total from Col. 7 Prior Year	10 % From Col. 8 Prior Year	11 Total Publicly Traded	12 Total Privately Placed (a)
6. Industrial and Miscellaneous (unaffiliated)												
6.1 NAIC 1	1,800,048	4,487,722	282,047		40,095	XXX	6,609,912	57.8	5,678,315	51.2	6,115,345	494,566
6.2 NAIC 2	473,010	1,533,086	203,253	60,389	40,133	XXX	2,309,871	20.2	2,423,664	21.9	2,309,872	
6.3 NAIC 3						XXX			175,148	1.6		
6.4 NAIC 4						XXX						
6.5 NAIC 5						XXX						
6.6 NAIC 6						XXX						
6.7 Totals	2,273,058	6,020,808	485,300	60,389	80,228	XXX	8,919,783	78.0	8,277,127	74.6	8,425,217	494,566
7. Hybrid Securities												
7.1 NAIC 1						XXX						
7.2 NAIC 2						XXX						
7.3 NAIC 3						XXX						
7.4 NAIC 4						XXX						
7.5 NAIC 5						XXX						
7.6 NAIC 6						XXX						
7.7 Totals						XXX						
8. Parent, Subsidiaries and Affiliates												
8.1 NAIC 1						XXX						
8.2 NAIC 2						XXX						
8.3 NAIC 3						XXX						
8.4 NAIC 4						XXX						
8.5 NAIC 5						XXX						
8.6 NAIC 6						XXX						
8.7 Totals						XXX						
9. SVO-Designated Securities												
9.1 NAIC 1	XXX	XXX	XXX	XXX	XXX							
9.2 NAIC 2	XXX	XXX	XXX	XXX	XXX							
9.3 NAIC 3	XXX	XXX	XXX	XXX	XXX							
9.4 NAIC 4	XXX	XXX	XXX	XXX	XXX							
9.5 NAIC 5	XXX	XXX	XXX	XXX	XXX							
9.6 NAIC 6	XXX	XXX	XXX	XXX	XXX							
9.7 Totals	XXX	XXX	XXX	XXX	XXX							
10. Unaffiliated Bank Loans												
10.1 NAIC 1						XXX						
10.2 NAIC 2						XXX						
10.3 NAIC 3						XXX						
10.4 NAIC 4						XXX						
10.5 NAIC 5						XXX						
10.6 NAIC 6						XXX						
10.7 Totals						XXX						

9015

ANNUAL STATEMENT FOR THE YEAR 2019 OF THE TRIAD GUARANTY ASSURANCE CORPORATION, IN REHABILITATION

SCHEDULE D - PART 1A - SECTION 1 (Continued)

Quality and Maturity Distribution of All Bonds Owned December 31, at Book/Adjusted Carrying Values by Major Types of Issues and NAIC Designations

NAIC Designation	1 1 Year or Less	2 Over 1 Year Through 5 Years	3 Over 5 Years Through 10 Years	4 Over 10 Years Through 20 Years	5 Over 20 Years	6 No Maturity Date	7 Total Current Year	8 Col. 7 as a % of Line 11.7	9 Total from Col. 7 Prior Year	10 % From Col. 8 Prior Year	11 Total Publicly Traded	12 Total Privately Placed (a)
11. Total Bonds Current Year												
11.1 NAIC 1	(d) 1,820,627	6,428,388	299,405		99,173		8,647,593	75.6	XXX	XXX	8,153,026	494,566
11.2 NAIC 2	(d) 473,010	1,533,086	688,020	60,389	40,133		2,794,638	24.4	XXX	XXX	2,794,639	
11.3 NAIC 3	(d)								XXX	XXX		
11.4 NAIC 4	(d)								XXX	XXX		
11.5 NAIC 5	(d)								XXX	XXX		
11.6 NAIC 6	(d)								XXX	XXX		
11.7 Totals	2,293,637	7,961,474	987,425	60,389	139,306		11,442,231	100.0	XXX	XXX	10,947,665	494,566
11.8 Line 11.7 as a % of Col. 7	20.0	69.6	8.6	0.5	1.2		100.0	XXX	XXX	XXX	95.7	4.3
12. Total Bonds Prior Year												
12.1 NAIC 1	1,888,872	5,299,777	776,261		40,098		XXX	XXX	8,005,008	72.2	7,514,390	490,616
12.2 NAIC 2	200,081	1,671,592	873,063	60,765	102,930		XXX	XXX	2,908,431	26.2	2,704,662	203,769
12.3 NAIC 3	175,148						XXX	XXX	175,148	1.6	175,148	
12.4 NAIC 4							XXX	XXX				
12.5 NAIC 5							XXX	XXX	(c)			
12.6 NAIC 6							XXX	XXX	(c)			
12.7 Totals	2,264,101	6,971,369	1,649,324	60,765	143,028		XXX	XXX	(b) 11,088,587	100.0	10,394,200	694,385
12.8 Line 12.7 as a % of Col. 9	20.4	62.9	14.9	0.5	1.3		XXX	XXX	100	XXX	93.7	6.3
13. Total Publicly Traded Bonds												
13.1 NAIC 1	1,571,105	6,183,343	299,405		99,173		8,153,026	71.3	7,514,391	67.8	8,153,026	XXX
13.2 NAIC 2	473,010	1,533,086	688,020	60,389	40,133		2,794,638	24.4	2,704,661	24.4	2,794,638	XXX
13.3 NAIC 3									175,148	1.6	175,148	XXX
13.4 NAIC 4												XXX
13.5 NAIC 5												XXX
13.6 NAIC 6												XXX
13.7 Totals	2,044,115	7,716,429	987,425	60,389	139,306		10,947,664	95.7	10,394,200	93.7	10,947,664	XXX
13.8 Line 13.7 as a % of Col. 7	18.7	70.5	9.0	0.6	1.3		100.0	XXX	XXX	XXX	100.0	XXX
13.9 Line 13.7 as a % of Line 11.7, Col. 7, Section 11	17.9	67.4	8.6	0.5	1.2		95.7	XXX	XXX	XXX	95.7	XXX
14. Total Privately Placed Bonds												
14.1 NAIC 1	249,521	245,045					494,566	4.3	490,616	4.4	XXX	494,566
14.2 NAIC 2									203,769	1.8	XXX	
14.3 NAIC 3											XXX	
14.4 NAIC 4											XXX	
14.5 NAIC 5											XXX	
14.6 NAIC 6											XXX	
14.7 Totals	249,521	245,045					494,566	4.3	694,385	6.3	XXX	494,566
14.8 Line 14.7 as a % Col. 7	50.5	49.5					100.0	XXX	XXX	XXX	XXX	100.0
14.9 Line 14.7 as a % of Line 11.7, Col. 7, Section 11	2.2	2.1					4.3	XXX	XXX	XXX	XXX	4.3

(a) Includes \$ 494,566 freely tradable under SEC Rule 144 or qualified for resale under SEC Rule 144A.
 (b) Includes \$ current year of bonds with Z designations, and \$ prior year of bonds with Z designations. The letter "Z" means the NAIC designation was not assigned by the Securities Valuation Office (SVO) at the date of the statement.
 (c) Includes \$ current year, \$ prior year of bonds with 5GI designations and \$ current year, \$ prior year of bonds with 6* designations. "5GI" means the NAIC designation was assigned by the SVO in reliance on the insurer's certification that the issuer is current in all principal and interest payments. "6*" means the NAIC designation was assigned by the SVO due to inadequate certification of principal and interest payments.
 (d) Includes the following amount of short-term and cash equivalent bonds by NAIC designation: NAIC 1\$; NAIC 2 \$; NAIC 3 \$; NAIC 4 \$; NAIC 5 \$; NAIC 6 \$

S107

ANNUAL STATEMENT FOR THE YEAR 2019 OF THE TRIAD GUARANTY ASSURANCE CORPORATION, IN REHABILITATION

SCHEDULE D - PART 1A - SECTION 2

Maturity Distribution of All Bonds Owned December 31, At Book/Adjusted Carrying Values by Major Type and Subtype of Issues

Distribution by Type	1 1 Year or Less	2 Over 1 Year Through 5 Years	3 Over 5 Years Through 10 Years	4 Over 10 Years Through 20 Years	5 Over 20 Years	6 No Maturity Date	7 Total Current Year	8 Col. 7 as a % of Line 11.08	9 Total from Col. 7 Prior Year	10 % From Col. 8 Prior Year	11 Total Publicly Traded	12 Total Privately Placed
1. U.S. Governments												
1.01 Issuer Obligations		1,832,322			59,078	XXX	1,891,400	16.5	2,139,364	19.3	1,891,400	
1.02 Residential Mortgage-Backed Securities						XXX						
1.03 Commercial Mortgage-Backed Securities						XXX						
1.04 Other Loan-Backed and Structured Securities						XXX						
1.05 Totals		1,832,322			59,078	XXX	1,891,400	16.5	2,139,364	19.3	1,891,400	
2. All Other Governments												
2.01 Issuer Obligations						XXX						
2.02 Residential Mortgage-Backed Securities						XXX						
2.03 Commercial Mortgage-Backed Securities						XXX						
2.04 Other Loan-Backed and Structured Securities						XXX						
2.05 Totals						XXX						
3. U.S. States, Territories and Possessions, Guaranteed												
3.01 Issuer Obligations						XXX						
3.02 Residential Mortgage-Backed Securities						XXX						
3.03 Commercial Mortgage-Backed Securities						XXX						
3.04 Other Loan-Backed and Structured Securities						XXX						
3.05 Totals						XXX						
4. U.S. Political Subdivisions of States, Territories and Possessions, Guaranteed												
4.01 Issuer Obligations		55,224				XXX	55,224	0.5	55,366	0.5	55,224	
4.02 Residential Mortgage-Backed Securities						XXX						
4.03 Commercial Mortgage-Backed Securities						XXX						
4.04 Other Loan-Backed and Structured Securities						XXX						
4.05 Totals		55,224				XXX	55,224	0.5	55,366	0.5	55,224	
5. U.S. Special Revenue & Special Assessment Obligations, etc., Non-Guaranteed												
5.01 Issuer Obligations			484,767			XXX	484,767	4.2	484,767	4.4	484,767	
5.02 Residential Mortgage-Backed Securities	20,579	53,120	17,358			XXX	91,057	0.8	131,963	1.2	91,057	
5.03 Commercial Mortgage-Backed Securities						XXX						
5.04 Other Loan-Backed and Structured Securities						XXX						
5.05 Totals	20,579	53,120	502,125			XXX	575,824	5.0	616,730	5.6	575,824	
6. Industrial and Miscellaneous												
6.01 Issuer Obligations	1,901,266	5,716,124	485,300	60,389	80,228	XXX	8,243,307	72.0	7,628,395	68.8	7,748,741	494,566
6.02 Residential Mortgage-Backed Securities						XXX						
6.03 Commercial Mortgage-Backed Securities	125,596	231,200				XXX	356,796	3.1	271,582	2.4	356,795	
6.04 Other Loan-Backed and Structured Securities	246,196	73,484				XXX	319,680	2.8	377,152	3.4	319,680	
6.05 Totals	2,273,058	6,020,808	485,300	60,389	80,228	XXX	8,919,783	78.0	8,277,129	74.6	8,425,216	494,566
7. Hybrid Securities												
7.01 Issuer Obligations						XXX						
7.02 Residential Mortgage-Backed Securities						XXX						
7.03 Commercial Mortgage-Backed Securities						XXX						
7.04 Other Loan-Backed and Structured Securities						XXX						
7.05 Totals						XXX						
8. Parent, Subsidiaries and Affiliates												
8.01 Issuer Obligations						XXX						
8.02 Residential Mortgage-Backed Securities						XXX						
8.03 Commercial Mortgage-Backed Securities						XXX						
8.04 Other Loan-Backed and Structured Securities						XXX						
8.05 Affiliated Bank Loans – Issued						XXX						
8.06 Affiliated Bank Loans – Acquired						XXX						
8.07 Totals						XXX						

8018

ANNUAL STATEMENT FOR THE YEAR 2019 OF THE TRIAD GUARANTY ASSURANCE CORPORATION, IN REHABILITATION

SCHEDULE D - PART 1A - SECTION 2 (Continued)

Maturity Distribution of All Bonds Owned December 31, at Book/Adjusted Carrying Values by Major Type and Subtype of Issues

Distribution by Type	1 1 Year or Less	2 Over 1 Year Through 5 Years	3 Over 5 Years Through 10 Years	4 Over 10 Years Through 20 Years	5 Over 20 Years	6 No Maturity Date	7 Total Current Year	8 Col. 7 as a % of Line 11.08	9 Total from Col. 7 Prior Year	10 % From Col. 8	11 Total Publicly Traded	12 Total Privately Placed
9. SVO Identified Funds												
9.01 Exchange Traded Funds Identified by the SVO	XXX	XXX	XXX	XXX	XXX							
9.02 Bond Mutual Funds Identified by the SVO	XXX	XXX	XXX	XXX	XXX							
9.03 Totals	XXX	XXX	XXX	XXX	XXX							
10. Unaffiliated Bank Loans												
10.01 Bank Loans - Issued						XXX						
10.02 Bank Loans – Acquired						XXX						
10.03 Totals						XXX						
11. Total Bonds Current Year												
11.01 Issuer Obligations	1,901,266	7,603,670	970,067	60,389	139,306	XXX	10,674,698	93.3	XXX	XXX	10,180,132	494,566
11.02 Residential Mortgage-Backed Securities	20,579	53,120	17,358			XXX	91,057	0.8	XXX	XXX	91,057	
11.03 Commercial Mortgage-Backed Securities	125,596	231,200				XXX	356,796	3.1	XXX	XXX	356,796	
11.04 Other Loan-Backed and Structured Securities	246,196	73,484				XXX	319,680	2.8	XXX	XXX	319,680	
11.05 SVO Identified Funds	XXX	XXX	XXX	XXX	XXX				XXX	XXX		
11.06 Affiliated Bank Loans						XXX			XXX	XXX		
11.07 Unaffiliated Bank Loans						XXX			XXX	XXX		
11.08 Totals	2,293,637	7,961,474	987,425	60,389	139,306		11,442,231	100.0	XXX	XXX	10,947,664	494,566
11.09 Lines 11.08 as a % Col. 7	20.0	69.6	8.6	0.5	1.2		100.0	XXX	XXX	XXX	95.7	4.3
12. Total Bonds Prior Year												
12.01 Issuer Obligations	1,958,062	6,504,733	1,641,304	60,765	143,028	XXX	XXX	XXX	10,307,892	93.0	9,613,505	694,386
12.02 Residential Mortgage-Backed Securities	40,006	83,937	8,020			XXX	XXX	XXX	131,963	1.2	131,963	
12.03 Commercial Mortgage-Backed Securities	66,650	204,932				XXX	XXX	XXX	271,582	2.4	271,581	
12.04 Other Loan-Backed and Structured Securities	199,384	177,768				XXX	XXX	XXX	377,152	3.4	377,152	
12.05 SVO Identified Funds	XXX	XXX	XXX	XXX	XXX				XXX	XXX		
12.06 Affiliated Bank Loans						XXX			XXX	XXX		
12.07 Unaffiliated Bank Loans						XXX			XXX	XXX		
12.08 Totals	2,264,102	6,971,370	1,649,324	60,765	143,028		XXX	XXX	11,088,589	100.0	10,394,201	694,386
12.09 Line 12.08 as a % of Col. 9	20.4	62.9	14.9	0.5	1.3		XXX	XXX	100.0	XXX	93.7	6.3
13. Total Publicly Traded Bonds												
13.01 Issuer Obligations	1,651,745	7,358,625	970,067	60,389	139,306	XXX	10,180,132	89.0	9,613,506	86.7	10,180,132	XXX
13.02 Residential Mortgage-Backed Securities	20,579	53,120	17,358			XXX	91,057	0.8	131,963	1.2	91,057	XXX
13.03 Commercial Mortgage-Backed Securities	125,596	231,200				XXX	356,796	3.1	271,582	2.4	356,796	XXX
13.04 Other Loan-Backed and Structured Securities	246,196	73,484				XXX	319,680	2.8	377,152	3.4	319,680	XXX
13.05 SVO Identified Funds	XXX	XXX	XXX	XXX	XXX							XXX
13.06 Affiliated Bank Loans						XXX						XXX
13.07 Unaffiliated Bank Loans						XXX						XXX
13.08 Totals	2,044,116	7,716,429	987,425	60,389	139,306		10,947,665	95.7	10,394,203	93.7	10,947,665	XXX
13.09 Line 13.08 as a % of Col. 7	18.7	70.5	9.0	0.6	1.3		100.0	XXX	XXX	XXX	100.0	XXX
13.10 Line 13.08 as a % of Line 11.08, Col. 7, Section 11	17.9	67.4	8.6	0.5	1.2		95.7	XXX	XXX	XXX	95.7	XXX
14. Total Privately Placed Bonds												
14.01 Issuer Obligations	249,521	245,045				XXX	494,566	4.3	694,385	6.3	XXX	494,566
14.02 Residential Mortgage-Backed Securities						XXX					XXX	
14.03 Commercial Mortgage-Backed Securities						XXX					XXX	
14.04 Other Loan-Backed and Structured Securities						XXX					XXX	
14.05 SVO Identified Funds	XXX	XXX	XXX	XXX	XXX						XXX	
14.06 Affiliated Bank Loans						XXX					XXX	
14.07 Unaffiliated Bank Loans						XXX					XXX	
14.08 Totals	249,521	245,045					494,566	4.3	694,385	6.3	XXX	494,566
14.09 Line 14.08 as a % of Col. 7	50.5	49.5					100.0	XXX	XXX	XXX	XXX	100.0
14.10 Line 14.08 as a % of Line 11.08, Col. 7, Section 11	2.2	2.1					4.3	XXX	XXX	XXX	XXX	4.3

6019

Schedule DA - Verification Between Yrs

NONE

Schedule DB - Part A - Verification

NONE

Schedule DB - Part B - Verification

NONE

Schedule DB - Part C - Section 1

NONE

Schedule DB - Part C - Section 2

NONE

Schedule DB - Verification

NONE

**ANNUAL STATEMENT FOR THE YEAR 2019 OF THE TRIAD GUARANTY ASSURANCE CORPORATION, IN
REHABILITATION**

SCHEDULE E – PART 2 – VERIFICATION BETWEEN YEARS

(Cash Equivalents)

	1	2	3	4
	Total	Bonds	Money Market Mutual Funds	Other (a)
1. Book/adjusted carrying value, December 31 of prior year.....	454,971		454,971	
2. Cost of cash equivalents acquired.....	651,054		651,054	
3. Accrual of discount.....				
4. Unrealized valuation increase (decrease).....				
5. Total gain (loss) on disposals.....				
6. Deduct consideration received on disposals.....	889,343		889,343	
7. Deduct amortization of premium.....				
8. Total foreign exchange change in book/adjusted carrying value.....				
9. Deduct current year's other-than-temporary impairment recognized.....				
10. Book/adjusted carrying value at end of current period (Lines 1+2+3+4+5-6-7+8-9).....	216,682		216,682	
11. Deduct total nonadmitted amounts.....				
12. Statement value at end of current period (Line 10 minus Line 11)	216,682		216,682	

(a) Indicate the category of such investments, for example, joint ventures, transportation equipment

Schedule A - Part 1

NONE

Schedule A - Part 2

NONE

Schedule A - Part 3

NONE

Schedule B - Part 1

NONE

Schedule B - Part 2

NONE

Schedule B - Part 3

NONE

Schedule BA - Part 1

NONE

Schedule BA - Part 2

NONE

Schedule BA - Part 3

NONE

ANNUAL STATEMENT FOR THE YEAR 2019 OF THE TRIAD GUARANTY ASSURANCE CORPORATION, IN REHABILITATION

SCHEDULE D - PART 1

Showing All Long-Term BONDS Owned December 31 of Current Year

1	2	Codes			6	7	Fair Value		10	11	Change in Book / Adjusted Carrying Value				Interest					Dates	
		3	4	5			8	9			12	13	14	15	16	17	18	19	20	21	22
CUSIP Identification	Description	Code	For e i g n	Bond CHAR	NAIC Designation and Admin- istrative Symbol	Actual Cost	Rate Used to Obtain Fair Value	Fair Value	Par Value	Book/ Adjusted Carrying Value	Unrealized Valuation Increase/ (Decrease)	Current Year's (Amortization)/ Accretion	Current Year's Other Than Temporary Impairment Recognized	Total Foreign Exchange Change In B./A.C.V.	Rate of	Effective Rate of	When Paid	Admitted Amount Due & Accrued	Amount Rec. During Year	Acquired	Stated Contractual Maturity Date
Bonds - U.S. Governments - Issuer Obligations																					
313560-S3-8	FANNIE MAE 2 05/01/22				1FE	704,886	100.7707	705,395	700,000	702,214		(1,102)			2.000	(0.157)	JJ	6,844	14,000	07/28/2017	01/05/2022
912828-7F-1	US TREASURY N/B 1.75 31/07/21				1FE	243,561	100.2422	243,589	243,000	243,448		(113)			1.750	(0.116)	JJ	1,780		08/08/2019	07/31/2021
912810-RT-7	US TREASURY N/B 2.25 15/08/46				1FE	59,081	97.4297	56,509	58,000	59,078		(3)			2.250	(0.069)	FA	493		12/03/2019	08/15/2046
912828-WJ-5	US TREASURY N/B 2.5 15/05/24				1	484,736	103.4730	504,948	488,000	486,547		332			2.500	0.068	MN	1,575	12,200	06/24/2014	05/15/2024
912828-WE-6	US TREASURY N/B 2.75 15/11/23				1	400,278	104.0820	416,328	400,000	400,113		(29)			2.750	(0.007)	MN	1,420	11,000	03/11/2014	11/15/2023
0199999 - Bonds - U.S. Governments - Issuer Obligations																					
						1,892,542	XXX	1,926,769	1,889,000	1,891,400		(915)			XXX	XXX	XXX	12,112	37,200	XXX	XXX
Bonds - U.S. Governments - Residential Mortgage-Backed Securities																					
Bonds - U.S. Governments - Commercial Mortgage-Backed Securities																					
Bonds - U.S. Governments - Other Loan-Backed and Structured Securities																					
0599999 - Bonds - U.S. Governments - Subtotals - U.S. Governments																					
						1,892,542	XXX	1,926,769	1,889,000	1,891,400		(915)			XXX	XXX	XXX	12,112	37,200	XXX	XXX
Bonds - All Other Governments - Issuer Obligations																					
Bonds - All Other Governments - Residential Mortgage-Backed Securities																					
Bonds - All Other Governments - Commercial Mortgage-Backed Securities																					
Bonds - All Other Governments - Other Loan-Backed and Structured Securities																					
Bonds - U.S. States, Territories and Possessions (Direct and Guaranteed) - Issuer Obligations																					
Bonds - U.S. States, Territories and Possessions (Direct and Guaranteed) - Residential Mortgage-Backed Securities																					
Bonds - U.S. States, Territories and Possessions (Direct and Guaranteed) - Commercial Mortgage-Backed Securities																					
Bonds - U.S. States, Territories and Possessions (Direct and Guaranteed) - Other Loan-Backed and Structured Securities																					
Bonds - U.S. Political Subdivisions of States, Territories and Possessions (Direct and Guaranteed) - Issuer Obligations																					
882723-FN-4	TEXAS ST 3.032				1FE	56,023	102.0230	56,113	55,000	55,224		(142)			3.032	(0.256)	FA	695	1,668	04/24/2014	08/01/2021
1899999 - Bonds - U.S. Political Subdivisions of States, Territories and Possessions (Direct and Guaranteed) - Issuer Obligations																					
						56,023	XXX	56,113	55,000	55,224		(142)			XXX	XXX	XXX	695	1,668	XXX	XXX
Bonds - U.S. Political Subdivisions of States, Territories and Possessions (Direct and Guaranteed) - Residential Mortgage-Backed Securities																					
Bonds - U.S. Political Subdivisions of States, Territories and Possessions (Direct and Guaranteed) - Commercial Mortgage-Backed Securities																					
Bonds - U.S. Political Subdivisions of States, Territories and Possessions (Direct and Guaranteed) - Other Loan-Backed and Structured Securities																					
2499999 - Bonds - U.S. Political Subdivisions of States, Territories and Possessions (Direct and Guaranteed) - Subtotals - U.S. Political Subdivisions of States, Territories and Possessions (Direct and Guaranteed)																					
						56,023	XXX	56,113	55,000	55,224		(142)			XXX	XXX	XXX	695	1,668	XXX	XXX
Bonds - U.S. Special Revenue and Special Assessment Obligations and all Non-Guaranteed Obligations of Agencies and Authorities of Governments and Their Political Subdivisions - Issuer Obligations																					
65037R-CF-5	NEWARK NJ HSG AUTH PORT NEWARK 5.25				2FE	472,120	115.7140	578,570	500,000	484,767					5.250	6.050	JJ	13,125	26,250	05/11/2007	01/01/2025
2599999 - Bonds - U.S. Special Revenue and Special Assessment Obligations and all Non-Guaranteed Obligations of Agencies and Authorities of Governments and Their Political Subdivisions - Issuer Obligations																					
						472,120	XXX	578,570	500,000	484,767					XXX	XXX	XXX	13,125	26,250	XXX	XXX
Bonds - U.S. Special Revenue and Special Assessment Obligations and all Non-Guaranteed Obligations of Agencies and Authorities of Governments and Their Political Subdivisions - Residential Mortgage-Backed Securities																					
3140X4-NT-9	FANNIE MAE 2.5 POOL ID FM1301				4	68,577	101.2541	68,348	67,502	68,519		(146)			2.500	(0.535)	MON	141	563	08/09/2019	03/01/2029
31412P-CF-6	FANNIE MAE 4.5 POOL ID 930770				4	23,036	106.5465	22,829	21,426	22,538		(350)			4.500	(1.588)	MON	80	964	12/17/2013	03/01/2029
2699999 - Bonds - U.S. Special Revenue and Special Assessment Obligations and all Non-Guaranteed Obligations of Agencies and Authorities of Governments and Their Political Subdivisions - Residential Mortgage-Backed Securities																					
						91,613	XXX	91,177	88,928	91,057		(496)			XXX	XXX	XXX	221	1,527	XXX	XXX
Bonds - U.S. Special Revenue and Special Assessment Obligations and all Non-Guaranteed Obligations of Agencies and Authorities of Governments and Their Political Subdivisions - Commercial Mortgage-Backed Securities																					
Bonds - U.S. Special Revenue and Special Assessment Obligations and all Non-Guaranteed Obligations of Agencies and Authorities of Governments and Their Political Subdivisions - Other Loan-Backed and Structured Securities																					
3199999 - Bonds - U.S. Special Revenue and Special Assessment Obligations and all Non-Guaranteed Obligations of Agencies and Authorities of Governments and Their Political Subdivisions - Subtotals - U.S. Special Revenue and Special Assessment Obligations and all Non-Guaranteed Obligations of Agencies of Governments and Their Political Subdivisions																					
						563,733	XXX	669,747	588,928	575,824		(496)			XXX	XXX	XXX	13,346	27,777	XXX	XXX
Bonds - Industrial and Miscellaneous (Unaffiliated) - Issuer Obligations																					
00287Y-AL-3	ABBVIE INC 2.9 06/11/22				2FE	126,369	102.0618	132,680	130,000	127,686		802			2.900	0.632	MN	576	3,770	05/08/2018	11/06/2022

E10

ANNUAL STATEMENT FOR THE YEAR 2019 OF THE TRIAD GUARANTY ASSURANCE CORPORATION, IN REHABILITATION

SCHEDULE D - PART 1

Showing All Long-Term **BONDS** Owned December 31 of Current Year

1	2	Codes			6	7	Fair Value		10	11	Change in Book / Adjusted Carrying Value				Interest					Dates	
		3	4	5			8	9			12	13	14	15	16	17	18	19	20	21	22
CUSIP Identification	Description	Code	For eign	Bond CHAR	NAIC Designation and Administrative Symbol	Actual Cost	Rate Used to Obtain Fair Value	Fair Value	Par Value	Book/ Adjusted Carrying Value	Unrealized Valuation Increase/ (Decrease)	Current Year's (Amortization)/ Accretion	Current Year's Other Than Temporary Impairment Recognized	Total Foreign Exchange Change In B./A.C.V.	Rate of	Effective Rate of	When Paid	Admitted Amount Due & Accrued	Amount Rec. During Year	Acquired	Stated Contractual Maturity Date
00287Y-AP-4	ABBVIE INC 3.2 06/11/22			2	2FE	123,233	102.6122	128,265	125,000	123,880		391			3.200	0.316	MN	611	4,000	05/03/2018	11/06/2022
00507U-AP-6	ALLERGAN FUNDING SCS 3		D		2FE	120,349	100.0733	120,088	120,000	120,105		(245)			3.000	(0.433)	MS	1,090	1,800	07/11/2019	03/12/2020
023135-AJ-5	AMAZON.COM INC 2.5 29/11/22			2	1FE	121,436	101.9900	122,388	120,000	121,236		(200)			2.500	(0.351)	MN	267	1,500	07/11/2019	11/29/2022
025816-BD-0	AMERICAN EXPRESS CO 2.65				1FE	233,955	101.9270	254,818	250,000	244,572		1,830			2.650	0.754	JD	534	6,625	12/17/2013	12/02/2022
02665W-BF-7	AMERICAN HONDA FINANCE 1.65				1FE	198,962	99.7693	199,539	200,000	199,141		179			1.650	0.281	JJ	1,549		09/05/2019	07/12/2021
03522A-AG-5	ANHEUSER-BUSCH CO/INBEV 3.65			2	2FE	203,590	106.6560	213,312	200,000	203,253		(337)			3.650	(0.265)	FA	3,042	3,650	05/15/2019	02/01/2026
037833-CM-0	APPLE INC 2.5 09/02/22			2	1FE	101,521	101.5085	101,509	100,000	100,705		(336)			2.500	(0.333)	FA	986	2,500	07/28/2017	02/09/2022
046353-AK-4	ASTRAZENECA PLC 2.375		D		2FE	174,927	100.3162	175,553	175,000	174,984		19			2.375	0.011	MN	520	4,156	12/06/2016	11/16/2020
00206R-CQ-3	AT&T INC 4.75 15/05/46			2	2FE	39,815	113.1743	47,533	42,000	40,133		69			4.750	0.173	MN	255	1,995	05/22/2015	05/15/2046
06051G-HH-5	BANK OF AMERICA CORP 3.499			2	1FE	302,481	102.0091	306,027	300,000	301,810		(671)			3.499	(0.253)	FMAN	1,283	10,497	02/14/2019	05/17/2022
06051G-EC-9	BANK OF AMERICA CORP 5.625				1FE	79,263	101.8348	76,376	75,000	75,937		(1,898)			5.625	(2.439)	JJ	2,109	4,219	04/05/2018	07/01/2020
06406F-AB-9	BANK OF NY MELLON CORP 2.05			2	1FE	71,443	100.3181	70,223	70,000	70,399		(299)			2.050	(0.422)	MN	231	1,435	07/08/2016	05/03/2021
06406F-AA-1	BANK OF NY MELLON CORP 2.5			2	1FE	40,597	100.6915	39,270	39,000	39,426		(333)			2.500	(0.838)	AO	206	975	07/08/2016	04/15/2021
06406H-DD-8	BANK OF NY MELLON CORP 2.6			2	1FE	150,281	100.4041	150,606	150,000	150,069		(110)			2.600	(0.073)	FA	1,452	3,900	02/01/2018	08/17/2020
084664-BQ-3	BERKSHIRE HATHAWAY FIN 4.25				1FE	154,757	102.5238	153,786	150,000	153,395		(1,361)			4.250	(2.126)	JJ	2,940		08/02/2019	01/15/2021
097023-CG-8	BOEING CO 2.7 01/05/22				1FE	112,318	101.5688	111,726	110,000	112,036		(281)			2.700	(0.782)	MN	495	1,477	09/05/2019	05/01/2022
103730-AJ-9	BP CAP MARKETS AMERICA 3.245				1FE	201,760	103.2207	206,441	200,000	201,280		(480)			3.245	(0.271)	MN	992	6,490	02/14/2019	05/06/2022
12189L-AH-4	BURLINGTON NORTH SANTA FE 3.05			2	1FE	176,397	102.2202	178,885	175,000	176,030		(367)			3.050	(0.265)	MS	1,572	2,669	03/18/2019	03/15/2022
14040H-BT-1	CAPITAL ONE FINANCIAL CO 3.3			2	2FE	193,986	104.1494	208,299	200,000	194,866		880			3.300	0.539	AO	1,118	6,600	02/27/2019	10/30/2024
166764-AR-1	CHEVRON CORP 1.961 03/03/20			2	1FE	173,052	99.9823	174,969	175,000	174,770		1,306			1.961	0.753	MS	1,125	3,432	09/06/2018	03/03/2020
172967-KK-6	CITIGROUP INC 2.7 30/03/21				1FE	196,396	100.9390	201,878	200,000	198,357		1,305			2.700	0.662	MS	1,365	5,400	06/28/2018	03/30/2021
20030N-CM-1	COMCAST CORP 4.7 15/10/48			2	1FE	24,180	123.4766	29,634	24,000	24,172		(6)			4.700	(0.025)	AO	238	1,159	10/02/2018	10/15/2048
126650-BZ-2	CVS HEALTH CORP 2.75 01/12/22			2	2FE	243,578	101.6243	254,061	250,000	247,327		909			2.750	0.369	JD	573	6,875	11/06/2015	12/01/2022
29273R-AY-5	ENERGY TRANSFER OPERATING 4.9			2	2FE	188,692	107.3208	193,177	180,000	183,628		(899)			4.900	(0.487)	FA	3,675	8,820	04/04/2014	02/01/2024
29379V-AP-8	ENTERPRISE PRODUCTS OPER 5.2				2FE	191,947	102.0780	178,637	175,000	177,923		(4,457)			5.200	(2.444)	MS	3,033	9,100	12/06/2016	09/01/2020
30231G-AJ-1	EXXON MOBIL CORPORATION 2.397			2	1FE	202,246	101.0899	202,180	200,000	201,062		(488)			2.397	(0.242)	MS	1,531	4,794	07/28/2017	03/06/2022
316773-CU-2	FIFTH THIRD BANCORP 2.6			2	2FE	249,470	101.2756	253,189	250,000	249,735		108			2.600	0.043	JD	289	6,500	07/12/2017	06/15/2022
369550-BA-5	GENERAL DYNAMICS CORP 2.875				1FE	125,064	100.3467	125,433	125,000	125,014		(38)			2.875	(0.030)	MN	499	3,594	09/06/2018	05/11/2020
369604-BD-4	GENERAL ELECTRIC CO 2.7				2FE	62,202	101.3829	65,899	65,000	63,051		688			2.700	1.103	AO	400	1,755	10/05/2018	10/09/2022
36962G-5J-9	GENERAL ELECTRIC CO 4.65				2FE	110,323	104.2610	104,261	100,000	104,274		(2,456)			4.650	(2.301)	AO	956	4,650	07/28/2017	10/17/2021
36962G-3P-7	GENERAL ELECTRIC CO 5.875				2FE	60,870	121.5560	65,640	54,000	60,389		(376)			5.875	(0.618)	JJ	1,472	3,173	09/19/2018	01/14/2038
38141G-VU-5	GOLDMAN SACHS GROUP INC 2.625			2	1FE	100,662	100.8728	100,873	100,000	100,233		(177)			2.625	(0.176)	AO	481	2,625	07/28/2017	04/25/2021
437076-BQ-4	HOME DEPOT INC 1.8 05/06/20				1FE	200,278	99.9464	199,893	200,000	200,045		(104)			1.800	(0.052)	JD	260	3,600	10/05/2017	06/05/2020

E10.1

ANNUAL STATEMENT FOR THE YEAR 2019 OF THE TRIAD GUARANTY ASSURANCE CORPORATION, IN REHABILITATION

SCHEDULE D - PART 1

Showing All Long-Term **BONDS** Owned December 31 of Current Year

1	2	Codes			6	7	Fair Value		10	11	Change in Book / Adjusted Carrying Value				Interest					Dates	
		3	4	5			8	9			12	13	14	15	16	17	18	19	20	21	22
CUSIP Identification	Description	Code	For Foreign	Bond CHAR	NAIC Designation and Administrative Symbol	Actual Cost	Rate Used to Obtain Fair Value	Fair Value	Par Value	Book/ Adjusted Carrying Value	Unrealized Valuation Increase/ (Decrease)	Current Year's (Amortization)/ Accretion	Current Year's Other Than Temporary Impairment Recognized	Total Foreign Exchange Change In B./A.C.V.	Rate of	Effective Rate of	When Paid	Admitted Amount Due & Accrued	Amount Rec. During Year	Acquired	Stated Contractual Maturity Date
24422E-TB-5.	JOHN DEERE CAPITAL CORP 2.45 11/09/20				1FE	199,888		200,774	200,000	199,970		.43			2.450	0.021	MS	1,497	4,900	02/01/2018	09/11/2020
46625H-JD-3.	JPMORGAN CHASE & CO 4.5				1FE	171,555		168,004	160,000	163,008		(1,476)			4.500	(0.897)	JJ	3,140	7,200	03/11/2014	01/24/2022
58933Y-AR-6.	MERCK & CO INC 2.75 10/02/25			2	1FE	139,592		146,302	141,000	140,271		142			2.750	0.101	FA	1,519	3,878	03/17/2015	02/10/2025
58933Y-AT-2.	MERCK & CO INC 3.7 10/02/45			2	1FE	15,908		17,700	16,000	15,923		3			3.700	0.019	FA	232	592	02/05/2015	02/10/2045
59217G-BX-6.	MET LIFE GLOB FUNDING I 1.95 15/09/21				1FE	240,110		250,247	250,000	245,045		2,855			1.950	1.179	MS	1,435	4,875	04/05/2018	09/15/2021
61746B-EA-0.	MORGAN STANLEY 2.5 21/04/21				1FE	243,819		246,857	245,000	244,199		380			2.500	0.251	AO	1,191	3,063	05/16/2019	04/21/2021
665859-AN-4.	NORTHERN TRUST CORP 2.375 02/08/22				1FE	223,651		243,087	240,000	234,859		1,956			2.375	0.840	FA	2,359	5,700	01/15/2014	08/02/2022
717081-DX-8.	PFIZER INC 1.95 03/06/21				1FE	250,175		251,163	250,000	250,064		(45)			1.950	(0.018)	JD	379	4,875	07/12/2017	06/03/2021
69353R-EW-4.	PNC BANK NA 2.15 29/04/21			2	1FE	244,153		250,820	250,000	246,633		2,480			2.150	1.024	AO	926	5,375	01/03/2019	04/29/2021
744320-BP-9.	PRUDENTIAL FINANCIAL INC 4.5 15/11/20				1FE	154,413		153,359	150,000	152,988		(1,425)			4.500	(2.229)	MN	863	3,375	08/02/2019	11/15/2020
892331-AB-5.	TOYOTA MOTOR CORP 3.183 20/07/21				1FE	201,150		204,164	200,000	200,622		(401)			3.183	(0.199)	JJ	2,847	6,366	09/06/2018	07/20/2021
25468P-CN-4.	TWDC ENTERPRISES 18 CORP 2.75 16/08/21				1FE	205,674		203,147	200,000	202,261		(1,402)			2.750	(0.688)	FA	2,063	5,500	07/28/2017	08/16/2021
902674-XF-2.	UBS AG LONDON 2.2 08/06/20	D		2	1FE	247,430		250,132	250,000	249,521		1,095			2.200	0.441	JD	351	5,500	02/01/2018	06/08/2020
913017-DA-4.	UNITED TECHNOLOGIES CORP 3.35 16/08/21				2FE	151,668		153,600	150,000	151,184		(484)			3.350	(0.482)	FA	1,884	2,513	05/02/2019	08/16/2021
92343V-AX-2.	VERIZON COMMUNICATIONS 4.6 01/04/21				2FE	88,393		87,862	85,000	87,455		(938)			4.600	(2.247)	AO	978	1,955	07/11/2019	04/01/2021
931142-EJ-8.	WALMART INC 3.125 23/06/21				1FE	177,370		178,742	175,000	176,665		(704)			3.125	(0.638)	JD	122	5,469	05/16/2019	06/23/2021
94974B-GF-1.	WELLS FARGO & COMPANY 2.15 30/01/20				1FE	99,005		100,015	100,000	99,940		711			2.150	0.717	JJ	902	2,150	09/06/2018	01/30/2020
94974B-FY-1.	WELLS FARGO & COMPANY 4.1 03/06/26				1FE	142,426		152,056	141,000	141,775		(121)			4.100	(0.085)	JD	450	5,781	07/09/2014	06/03/2026
3299999	- Bonds - Industrial and Miscellaneous (Unaffiliated) - Issuer Obligations					8,252,780	XXX	8,405,079	8,232,000	8,243,306		(4,764)			XXX	XXX	XXX	60,863	212,802	XXX	XXX
Bonds - Industrial and Miscellaneous (Unaffiliated) - Residential Mortgage-Backed Securities																					
Bonds - Industrial and Miscellaneous (Unaffiliated) - Commercial Mortgage-Backed Securities																					
12635F-AQ-7.	CSATL COMMERCIAL MORTGAGE TRUS 1.7167 POOL			4	1FE	2,130		2,127	2,130	2,130					1.717	1.517	MON	3	36	08/06/2015	08/15/2048
36192B-AY-3.	GS MORTGAGE SECURITIES TRUST 3.482 POOL			4	1FE	100,807		101,7831	99,624	100,219		(588)			3.482	(0.619)	MON	289	2,602	03/12/2019	01/10/2045
12625K-AE-5.	COMM MORTGAGE TRUST 3.612 POOL ID CR8			4	1FE	261,426		260,412	250,000	254,447		(2,964)			3.612	(1.027)	MON	753	9,030	12/07/2017	06/10/2046
3499999	- Bonds - Industrial and Miscellaneous (Unaffiliated) - Commercial Mortgage-Backed Securities					364,363	XXX	363,939	351,754	356,796		(3,552)			XXX	XXX	XXX	1,045	11,668	XXX	XXX
Bonds - Industrial and Miscellaneous (Unaffiliated) - Other Loan-Backed and Structured Securities																					
87165L-BB-6.	SYNCHRONY CREDIT CARD MASTER N 2.21 POOL			4	1FE	249,102		251,024	250,000	249,846		284			2.210	0.087	MON	246	5,525	12/07/2017	05/15/2024
981464-GH-7.	WORLD FINANCIAL NETWORK CREDIT 2.31 POOL			4	1FE	68,633		70,135	70,000	69,834		594			2.310	0.570	MON	72	1,617	05/08/2018	08/15/2024
3599999	- Bonds - Industrial and Miscellaneous (Unaffiliated) - Other Loan-Backed and Structured Securities					317,735	XXX	321,159	320,000	319,680		878			XXX	XXX	XXX	318	7,142	XXX	XXX
3899999	- Bonds - Industrial and Miscellaneous (Unaffiliated) - Subtotals - Industrial and Miscellaneous (Unaffiliated)					8,934,878	XXX	9,090,177	8,903,754	8,919,782		(7,438)			XXX	XXX	XXX	62,226	231,612	XXX	XXX
Bonds - Hybrid Securities - Issuer Obligations																					
Bonds - Hybrid Securities - Residential Mortgage-Backed Securities																					
Bonds - Hybrid Securities - Commercial Mortgage-Backed Securities																					
Bonds - Hybrid Securities - Other Loan-Backed and Structured Securities																					
Bonds - Parent, Subsidiaries and Affiliates - Issuer Obligations																					
Bonds - Parent, Subsidiaries and Affiliates - Residential Mortgage-Backed Securities																					

E102

Schedule D - Part 2 - Section 1

NONE

Schedule D - Part 2 - Section 2

NONE

ANNUAL STATEMENT FOR THE YEAR 2019 OF THE TRIAD GUARANTY ASSURANCE CORPORATION, IN REHABILITATION

SCHEDULE D - PART 3

Showing All Long-Term Bonds and Stocks **ACQUIRED** During Current Year

1	2	3	4	5	6	7	8	9
CUSIP Identification	Description	Foreign	Date Acquired	Name of Vendor	Number of Shares of Stock	Actual Cost	Par Value	Paid for Accrued Interest and Dividends
Bonds - U.S. Governments								
912810-RT-7	US TREASURY N/B 2.25 15/08/46		12/03/2019	MLPFS INC/FIXED INCOME	XXX	59,081	58,000	401
912828-7F-1	US TREASURY N/B 1.75 31/07/21		08/08/2019	CHASE SECURITIES INC (CSI) CHASECSI	XXX	243,561	243,000	104
0599999	Bonds - U.S. Governments					302,642	301,000	505
Bonds - All Other Governments								
Bonds - U.S. States, Territories and Possessions (Direct and Guaranteed)								
Bonds - U.S. Political Subdivisions of States, Territories and Possessions (Direct and Guaranteed)								
Bonds - U.S. Special Revenue and Special Assessment and all Non-Guaranteed Obligations of Agencies and Authorities of Governments and Their Political Subdivisions								
3140X4-NT-9	FANNIE MAE 2.5 POOL 1D FM1301		08/09/2019	STEPHENS INC STEPHENS	XXX	74,555	73,385	56
3199999	Bonds - U.S. Special Revenue and Special Assessment and all Non-Guaranteed Obligations of Agencies and Authorities of Governments and Their Political Subdivisions					74,555	73,385	56
Bonds - Industrial and Miscellaneous (Unaffiliated)								
023135-AJ-5	AMAZON.COM INC 2.5 29/11/22		07/11/2019	MORGAN STANLEY & CO INC. NEW YORK MORGST	XXX	121,436	120,000	383
02665W-BF-7	AMERICAN HONDA FINANCE 1.65 12/07/21		09/05/2019	WELLS FARGO SECURITIES LLC -46171	XXX	198,962	200,000	523
03522A-AG-5	ANHEUSER-BUSCH CO/INBEV 3.65 01/02/26		05/15/2019	CORP ACTION	XXX	203,590	200,000	
06051G-HH-5	BANK OF AMERICA CORP 3.499 17/05/22		02/14/2019	PERSHING LLC FORMERLY DLJ\ DONALUFK	XXX	302,481	300,000	2,683
084664-BQ-3	BERKSHIRE HATHAWAY FIN 4.25 15/01/21		08/02/2019	MILLENNIUM ADVISORS LLC	XXX	154,757	150,000	372
097023-CG-8	BOEING CO 2.7 01/05/22		09/05/2019	MILLENNIUM ADVISORS LLC	XXX	112,318	110,000	1,048
103730-AJ-9	BP CAP MARKETS AMERICA 3.245 06/05/22		02/14/2019	GOLDMAN SACHS & COMPANY GOLDMAN	XXX	201,760	200,000	1,857
12189L-AH-4	BURLINGTN NORTH SANTA FE 3.05 15/03/22		03/18/2019	PERSHING LLC FORMERLY DLJ\ DONALUFK	XXX	176,397	175,000	74
14040H-BT-1	CAPITAL ONE FINANCIAL CO 3.3 30/10/24		02/27/2019	RBC DAIN RAUSCHER DAINRAUS	XXX	193,986	200,000	2,218
36192B-AY-3	GS MORTGAGE SECURITIES TRUST 3.482 POOL		03/12/2019	WELLS FARGO SECURITIES, LLC WACHOVIA	XXX	100,807	99,624	125
61746B-EA-0	MORGAN STANLEY 2.5 21/04/21		05/16/2019	GOLDMAN SACHS & COMPANY GOLDMAN	XXX	243,819	245,000	493
69353R-EW-4	PNC BANK NA 2.15 29/04/21		01/03/2019	WELLS FARGO SECURITIES, LLC WACHOVIA	XXX	244,153	250,000	1,015
744320-BP-9	PRUDENTIAL FINANCIAL INC 4.5 15/11/20		08/02/2019	MARKETAXESS CORP	XXX	154,413	150,000	1,519
913017-DA-4	UNITED TECHNOLOGIES CORP 3.35 16/08/21		05/02/2019	MITSUBISHI UFJ SECURITIES USA	XXX	151,668	150,000	1,117
92343V-AX-2	VERIZON COMMUNICATIONS 4.6 01/04/21		07/11/2019	WELLS FARGO SECURITIES LLC -46171	XXX	88,393	85,000	1,130
00507U-AP-6	ALLERGAN FUNDING SCS 3 12/03/20		07/11/2019	GOLDMAN SACHS & COMPANY GOLDMAN	XXX	120,349	120,000	1,230
931142-EJ-8	WALMART INC 3.125 23/06/21		05/16/2019	GOLDMAN SACHS & COMPANY GOLDMAN	XXX	177,370	175,000	2,233
3899999	Bonds - Industrial and Miscellaneous (Unaffiliated)					2,946,659	2,929,624	18,020
Bonds - Hybrid Securities								
Bonds - Parent, Subsidiaries, and Affiliates								
Bonds - SVO Identified Funds								
Bonds - Subtotals - Unaffiliated Bank Loans								
8399997	Bonds - Subtotals - Bonds - Part 3					3,323,856	3,304,009	18,581
8399998	Bonds - Summary item from Part 5 for Bonds					289,015	290,000	
8399999	Bonds - Subtotals - Bonds					3,612,871	3,594,009	18,581
Preferred Stocks - Industrial and Miscellaneous (Unaffiliated) Perpetual Preferred								
Preferred Stocks - Industrial and Miscellaneous (Unaffiliated) Redeemable Preferred								
Preferred Stocks - Parent, Subsidiaries and Affiliates Perpetual Preferred								
Preferred Stocks - Parent, Subsidiaries and Affiliates Redeemable Preferred								
Common Stocks - Industrial and Miscellaneous (Unaffiliated) Publicly Traded								
Common Stocks - Industrial and Miscellaneous (Unaffiliated) Other								
Common Stocks - Parent, Subsidiaries, and Affiliates Publicly Traded								
Common Stocks - Parent, Subsidiaries and Affiliates Other								
Common Stocks - Mutual Funds								
Common Stocks - Unit Investment Trusts								
Common Stocks - Closed-End Funds								
9999999	Totals					3,612,871	XXX	18,581

E13

ANNUAL STATEMENT FOR THE YEAR 2019 OF THE TRIAD GUARANTY ASSURANCE CORPORATION, IN REHABILITATION

SCHEDULE D - PART 4

Showing all Long-Term Bonds and Stocks **SOLD, REDEEMED** or Otherwise **DISPOSED OF** During Current Year

1	2	3	4	5	6	7	8	9	10	Change in Book/Adjusted Carrying Value					16	17	18	19	20	21	
										11	12	13	14	15							
CUSIP Identification	Description	Foreign	Disposal Date	Name of Purchaser	Number of Shares of Stock	Consideration	Par Value	Actual Cost	Prior Year Book/ Adjusted Carrying Value	Unrealized Valuation Increase/ (Decrease)	Current Year (Amortization)/ Accretion	Current Year's Other-Than-Temporary Impairment Recognized	Total Change in B./A.C.V. (11+12-13)	Total Foreign Exchange Change in B./A.C.V.	Book/ Adjusted Carrying Value at Disposal Date	Foreign Exchange Gain (Loss) on Disposal	Realized Gain (Loss) on Disposal	Total Gain (Loss) on Disposal	Bond Interest/Stock Dividends Received During Year	Stated Contractual Maturity Date	
Bonds - U.S. Governments																					
912828-05-2	US TREASURY N/B 0.875 15/04/19		04/14/2019	MATURITY	XXX	300,000	300,000	300,224	300,022		(22)		(22)		300,000					1,313	04/15/2019
912828-06-0	TSY INFL IX N/B 0.125 15/04/21		08/08/2019	MLPFS INC/FIXED INCOME	XXX	259,903	262,579	251,507	260,317		(609)		(609)		249,061		10,843	10,843	266	04/15/2021	
0599999 - Bonds - U.S. Governments																					
						559,903	562,579	551,731	560,339		(631)		(631)		549,061		10,843	10,843	1,579	XXX	
Bonds - All Other Governments																					
Bonds - U.S. States, Territories and Possessions (Direct and Guaranteed)																					
Bonds - U.S. Political Subdivisions and Possessions (Direct and Guaranteed)																					
Bonds - U.S. Special Revenue and Special Assessment and all Non-Guaranteed Obligations of Agencies and Authorities of Governments and Their Political Subdivisions																					
31306X-HI-0	FREDDIE MAC 2.5 POOL ID J20235		08/09/2019	VARIOUS	XXX	102,846	101,840	104,482	103,403		(529)		(529)		102,874		(28)	(28)	1,575	09/01/2022	
3140X4-NT-9	FANNIE MAE 2.5 POOL ID FM1301		12/01/2019	MBS PAYDOWN	XXX	5,884	5,884	5,978			(6)		(6)		5,884				90	03/01/2029	
31412P-CF-6	FANNIE MAE 4.5 POOL ID 930770		12/01/2019	MBS PAYDOWN	XXX	5,630	5,630	6,053	5,943		(42)		(42)		5,630				137	03/01/2029	
3199999 - Bonds - U.S. Special Revenue and Special Assessment and all Non-Guaranteed Obligations of Agencies and Authorities of Governments and Their Political Subdivisions																					
						114,360	113,354	116,513	109,346		(577)		(577)		114,388		(28)	(28)	1,742	XXX	
Bonds - Industrial and Miscellaneous (Unaffiliated)																					
03522A-AD-2	ANHEUSER-BUSCH CO/INBEV 3.65		05/15/2019	CORP ACTION	XXX	203,590	200,000	203,839	203,769		(201)		(201)		203,568		22	22	3,650	02/01/2026	
037833-AX-8	APPLE INC 1.55 07/02/20		03/12/2019	MITSUBISHI UFJ SECURITIES	XXX	99,072	100,000	99,513	99,813		34		34		99,847		(775)	(775)	926	02/07/2020	
055650-CR-7	BP CAPITAL MARKETS PLC 2.237		10/05/19	MATURITY	XXX	175,000	175,000	176,185	175,176		(176)		(176)		175,000				1,957	05/10/2019	
084664-CG-4	BERKSHIRE HATHAWAY FIN 1.7 15/03/19		03/15/2019	MATURITY	XXX	175,000	175,000	177,578	175,204		(204)		(204)		175,000				1,488	03/15/2019	
12635F-AQ-7	CSAIL COMMERCIAL MORTGAGE TRUS 1.7167 PO		12/01/2019	MBS PAYDOWN	XXX	12,040	12,040	12,040	12,040						12,040				111	08/15/2048	
14040H-BE-4	CAPITAL ONE FINANCIAL CO 2.45		24/04/19	RBC CAPITAL MARKETS, LLC	XXX	199,840	200,000	200,870	200,081		(41)		(41)		200,041		(201)	(201)	1,729	04/24/2019	
14313X-AC-4	CARMAX AUTO OWNER TRUST 1.56 POOL ID 4		07/15/2019	MBS PAYDOWN	XXX	58,337	58,337	58,497	58,349		(12)		(12)		58,337				264	11/16/2020	
20030N-AZ-4	COMCAST CORP 5.7 01/07/19		07/01/2019	MATURITY	XXX	175,000	175,000	191,756	178,159		(3,159)		(3,159)		175,000				9,975	07/01/2019	
459200-HT-1	IBM CORP 1.95 12/02/19		02/12/2019	MATURITY	XXX	500,000	500,000	504,310	500,239		(239)		(239)		500,000				4,875	02/12/2019	
61747Y-CG-8	MORGAN STANLEY 7.3 13/05/19		05/13/2019	MATURITY	XXX	250,000	250,000	290,945	254,031		(4,031)		(4,031)		250,000				9,125	05/13/2019	
88167A-AB-7	TEVA PHARMACEUTICALS NE 1.7		19/07/19	MATURITY	XXX	175,000	175,000	175,796	170,705		(148)		(148)		175,000				2,975	07/19/2019	
92343V-CH-5	VERIZON COMMUNICATIONS 2.625		21/02/20	SECURITY CALLED BY ISSUER at 100.000	XXX	200,074	200,000	203,524	201,684		(518)		(518)		201,166		(1,166)	(1,166)	3,793	02/21/2020	
92343V-CK-8	VERIZON COMMUNICATIONS 4.862		21/08/16	MARKETAXESS CORP	XXX	72,531	58,000	63,369	62,866		(169)		(169)		62,697		9,834	9,834	3,635	08/21/2046	
3899999 - Bonds - Industrial and Miscellaneous (Unaffiliated)																					
						2,295,484	2,278,377	2,358,222	2,292,116		(8,864)		(8,864)		2,287,696		7,714	7,714	44,503	XXX	
Bonds - Hybrid Securities																					
Bonds - Parent, Subsidiaries, and Affiliates																					
Bonds - SVO Identified Funds																					
Bonds - Subtotals - Unaffiliated Bank Loans																					
8399997 - Bonds - Subtotals - Bonds - Part 4						2,969,747	2,954,310	3,026,466	2,961,801		(10,072)		(10,072)		2,951,145		18,529	18,529	47,824	XXX	
8399998 - Bonds - Summary Item From Part 5 for Bonds						290,000	290,000	289,015			985		985		290,000					XXX	
8399999 - Bonds - Subtotals - Bonds						3,259,747	3,244,310	3,315,481	2,961,801		(9,087)		(9,087)		3,241,145		18,529	18,529	47,824	XXX	
Preferred Stocks - Industrial and Miscellaneous (Unaffiliated) Perpetual Preferred																					
Preferred Stocks - Industrial and Miscellaneous (Unaffiliated) Redeemable Preferred																					
Preferred Stocks - Parent, Subsidiaries and Affiliates Perpetual Preferred																					
Preferred Stocks - Parent, Subsidiaries and Affiliates Redeemable Preferred																					
Common Stocks - Industrial and Miscellaneous (Unaffiliated) Publicly Traded																					
Common Stocks - Industrial and Miscellaneous (Unaffiliated) Other																					
Common Stocks - Parent, Subsidiaries, and Affiliates Publicly Traded																					
Common Stocks - Parent, Subsidiaries and Affiliates Other																					
Common Stocks - Mutual Funds																					
Common Stocks - Unit Investment Trusts																					
Common Stocks - Closed-End Funds																					
9999999 Totals						3,259,747	XXX	3,315,481	2,961,801		(9,087)		(9,087)		3,241,145		18,529	18,529	47,824	XXX	

E14

Schedule D - Part 6 - Section 1

NONE

Schedule D - Part 6 - Section 2

NONE

Schedule DA - Part 1

NONE

Schedule DB - Part A - Section 1

NONE

Schedule DB - Part A - Section 2

NONE

Schedule DB - Part B - Section 1

NONE

Schedule DB - Part B - Section 2

NONE

Schedule DB - Part D - Section 1

NONE

Schedule DB - Part D - Section 2

NONE

Schedule DB - Part E

NONE

Schedule DL - Part 1

NONE

Schedule DL - Part 2

NONE

**ANNUAL STATEMENT FOR THE YEAR 2019 OF THE TRIAD GUARANTY ASSURANCE CORPORATION, IN
REHABILITATION**

SCHEDULE E - PART 2 - CASH EQUIVALENTS

Show Investments Owned December 31 of Current Year

1	2	3	4	5	6	7	8	9
CUSIP	Description	Code	Date Acquired	Rate of Interest	Maturity Date	Book/Adjusted Carrying Value	Amount of Interest Due & Accrued	Amount Received During Year
	Bonds - U.S. Governments - Issuer Obligations							
	Bonds - U.S. Governments - Residential Mortgage-Backed Securities							
	Bonds - U.S. Governments - Commercial Mortgage-Backed Securities							
	Bonds - U.S. Governments - Other Loan-Backed and Structured Securities							
	Bonds - All Other Governments - Issuer Obligations							
	Bonds - All Other Governments - Residential Mortgage-Backed Securities							
	Bonds - All Other Governments - Commercial Mortgage-Backed Securities							
	Bonds - All Other Governments - Other Loan-Backed and Structured Securities							
	Bonds - U.S. States, Territories and Possessions (Direct and Guaranteed) - Issuer Obligations							
	Bonds - U.S. States, Territories and Possessions (Direct and Guaranteed) - Residential Mortgage-Backed Securities							
	Bonds - U.S. States, Territories and Possessions (Direct and Guaranteed) - Commercial Mortgage-Backed Securities							
	Bonds - U.S. States, Territories and Possessions (Direct and Guaranteed) - Other Loan-Backed and Structured Securities							
	Bonds - U.S. Political Subdivisions of States, Territories and Possessions (Direct and Guaranteed) - Issuer Obligations							
	Bonds - U.S. Political Subdivisions of States, Territories and Possessions (Direct and Guaranteed) - Residential Mortgage-Backed Securities							
	Bonds - U.S. Political Subdivisions of States, Territories and Possessions (Direct and Guaranteed) - Commercial Mortgage-Backed Securities							
	Bonds - U.S. Political Subdivisions of States, Territories and Possessions (Direct and Guaranteed) - Other Loan-Backed and Structured Securities							
	Bonds - U.S. Special Revenue and Special Assessment Obligations and all Non-Guaranteed Obligations of Agencies and Authorities of Governments and Their Political Subdivisions - Issuer Obligations							
	Bonds - U.S. Special Revenue and Special Assessment Obligations and all Non-Guaranteed Obligations of Agencies and Authorities of Governments and Their Political Subdivisions - Residential Mortgage-Backed Securities							
	Bonds - U.S. Special Revenue and Special Assessment Obligations and all Non-Guaranteed Obligations of Agencies and Authorities of Governments and Their Political Subdivisions - Commercial Mortgage-Backed Securities							
	Bonds - U.S. Special Revenue and Special Assessment Obligations and all Non-Guaranteed Obligations of Agencies and Authorities of Governments and Their Political Subdivisions - Other Loan-Backed and Structured Securities							
	Bonds - Industrial and Miscellaneous - Issuer Obligations							
	Bonds - Industrial and Miscellaneous (Unaffiliated) - Residential Mortgage-Backed Securities							
	Bonds - Industrial and Miscellaneous (Unaffiliated) - Commercial Mortgage-Backed Securities							
	Bonds - Industrial and Miscellaneous (Unaffiliated) - Other Loan-Backed and Structured Securities							
	Bonds - Hybrid Securities - Issuer Obligations							
	Bonds - Hybrid Securities - Residential Mortgage-Backed Securities							
	Bonds - Hybrid Securities - Commercial Mortgage-Backed Securities							
	Bonds - Hybrid Securities - Other Loan-Backed and Structured Securities							
	Bonds - Parent, Subsidiaries and Affiliates Bonds - Issuer Obligations							
	Bonds - Parent, Subsidiaries and Affiliates Bonds - Residential Mortgage-Backed Securities							
	Bonds - Parent, Subsidiaries and Affiliates Bonds - Commercial Mortgage-Backed Securities							
	Bonds - Parent, Subsidiaries and Affiliates Bonds - Other Loan-Backed and Structured Securities							
	Bonds - Parent, Subsidiaries and Affiliates Bonds - Affiliated Bank Loans - Issued							
	Bonds - Parent, Subsidiaries and Affiliates Bonds - Affiliated Bank Loans - Acquired							
	Bonds - SVO Identified Funds - Exchange Traded Funds - as Identified by the SVO							
	Bonds - SVO Identified Funds - Bond Mutual Funds - as Identified by the SVO							
	Bonds - Unaffiliated Bank Loans - Unaffiliated Bank Loans - Issued							
	Bonds - Unaffiliated Bank Loans - Unaffiliated Bank Loans - Acquired							
	Sweep Accounts							
	Exempt Money Market Mutual Funds - as Identified by SVO							
	665279-87-3.....NORTHERN INSTITUTIONAL TREASURY PORTFOL		12/31/2019		XXX	216,681	280	7,409
	8599999 - Exempt Money Market Mutual Funds - as Identified by SVO					216,681	280	7,409
	All Other Money Market Mutual Funds							
	Other Cash Equivalents							
	8899999 Total Cash Equivalents					216,681	280	7,409

E28

ANNUAL STATEMENT FOR THE YEAR 2019 OF THE TRIAD GUARANTY ASSURANCE CORPORATION, IN REHABILITATION

SCHEDULE E - PART 3 - SPECIAL DEPOSITS

States, etc.	1 Type of Deposits	2 Purpose of Deposits	Deposits For the Benefit of All Policyholders		All Other Special Deposits	
			3 Book/Adjusted Carrying Value	4 Fair Value	5 Book/Adjusted Carrying Value	6 Fair Value
1. Alabama AL						
2. Alaska AK						
3. Arizona AZ						
4. Arkansas AR						
5. California CA						
6. Colorado CO						
7. Connecticut CT						
8. Delaware DE						
9. District of Columbia DC						
10. Florida FL						
11. Georgia GA						
12. Hawaii HI						
13. Idaho ID						
14. Illinois IL						
15. Indiana IN						
16. Iowa IA						
17. Kansas KS						
18. Kentucky KY						
19. Louisiana LA						
20. Maine ME						
21. Maryland MD						
22. Massachusetts MA						
23. Michigan MI						
24. Minnesota MN						
25. Mississippi MS						
26. Missouri MO						
27. Montana MT						
28. Nebraska NE						
29. Nevada NV						
30. New Hampshire NH						
31. New Jersey NJ						
32. New Mexico NM						
33. New York NY						
34. North Carolina NC						
35. North Dakota ND						
36. Ohio OH						
37. Oklahoma OK						
38. Oregon OR						
39. Pennsylvania PA						
40. Rhode Island RI						
41. South Carolina SC						
42. South Dakota SD						
43. Tennessee TN						
44. Texas TX						
45. Utah UT						
46. Vermont VT						
47. Virginia VA						
48. Washington WA						
49. West Virginia WV						
50. Wisconsin WI						
51. Wyoming WY						
52. American Samoa AS						
53. Guam GU						
54. Puerto Rico PR						
55. US Virgin Islands VI						
56. Northern Mariana Islands MP						
57. Canada CAN						
58. Aggregate Alien and Other OT	XXX	XXX				
59. Total	XXX	XXX				
DETAILS OF WRITE-INS						
5801.						
5802.						
5803.						
5898. Sum of remaining write-ins for Line 58 from overflow page	XXX	XXX				
5899. Totals (Lines 5801 - 5803 + 5898) (Line 58 above)	XXX	XXX				

NONE